

# VITA L 180x140



Dimensions cm 180 x 140 H 85

Seats


Capacity Lt. 580

Absorption Max Watt 2400

Max. weight kg 1100

FUNCTIONS	STANDARD	PLUS
Whirlpool jets	12	17
Whirlpool mini jets	4	6
Air regulation	-	1
Chromolight	●	●
Headrest	-	●
Bluetooth audio system	OPTIONAL	OPTIONAL
Wi-Fi module	OPTIONAL	OPTIONAL
UV purification system	●	●
Double speed pump	●	●
Heater 2 kW	●	●
Heat exchanger	OPTIONAL	OPTIONAL
Automatic refill	OPTIONAL	OPTIONAL
Fast emptying/filling + level control	OPTIONAL	OPTIONAL

## BATHTUB COLOUR



A0 White

## HEADREST



H Black


## NATURAL TOUCH PANELS



P1 Oak Alpine



P2 Oak Concrete



P3 Oxid



P4 Quarz

## SLATTED PANELS



D1 Dark brown



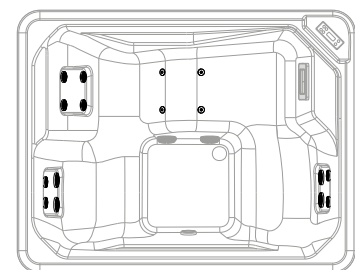
D2 Ice

## THERMAL COVER

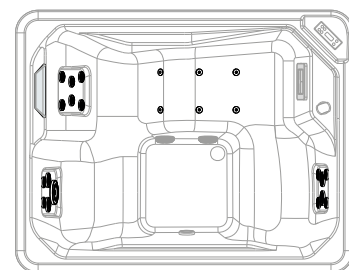


C2 Brown

### VITA L STANDARD



### VITA L PLUS



Code	Functions		Level control options			Bathtub Colour	Headrest/Side Seat Colour
	UV + Chromolight	UV + Chromolight + audio BT	None	Automatic refill	Fast emptying/ filling + level control		
						White	Black
<b>STANDARD</b>							
	<b>3X</b>	<b>4X</b>	<b>0</b>	<b>1</b>	<b>2</b>	<b>-W10</b>	<b>H</b>
<b>VITL50</b>							-
<b>STANDARD WITH HEAT EXCHANGER</b>							
	<b>3R</b>	<b>4R</b>	<b>0</b>	<b>1</b>	<b>2</b>	<b>-W10</b>	<b>H</b>
<b>VITL50</b>							-
<b>PLUS</b>							
	<b>3X</b>	<b>4X</b>	<b>0</b>	<b>1</b>	<b>2</b>	<b>-W10</b>	<b>H</b>
<b>VITL40</b>							
<b>PLUS WITH HEAT EXCHANGER</b>							
	<b>3R</b>	<b>4R</b>	<b>0</b>	<b>1</b>	<b>2</b>	<b>-W10</b>	<b>H</b>
<b>VITL40</b>							

## PANELS

Code	Panels finishes			
<b>NATURAL TOUCH</b>				
	<b>P1</b>	<b>P2</b>	<b>P3</b>	<b>P4</b>
	Oak-Alpine	Oak-Concrete	Oxid	Quarz
<b>PANV2F2LVITL-</b>				
<b>SLATTED PANELS</b>				
	<b>D1</b>	<b>D2</b>		
	Dark Brown	Ice		
<b>PADV2F2LVITL-</b>				

## OPTIONAL

### WI-FI MODULE

Code	Price
<b>DOMOWF</b>	

### HEAT PUMP PREDISPOSITION KIT

Code	Price
<b>DOKPDC</b>	

### INSULATION KIT

Thermal insulation	Code	Price
Panels	<b>KBT2F2LVIL</b>	
Bathtub bottom	<b>VLTHCOFV</b>	

### THERMAL COVER

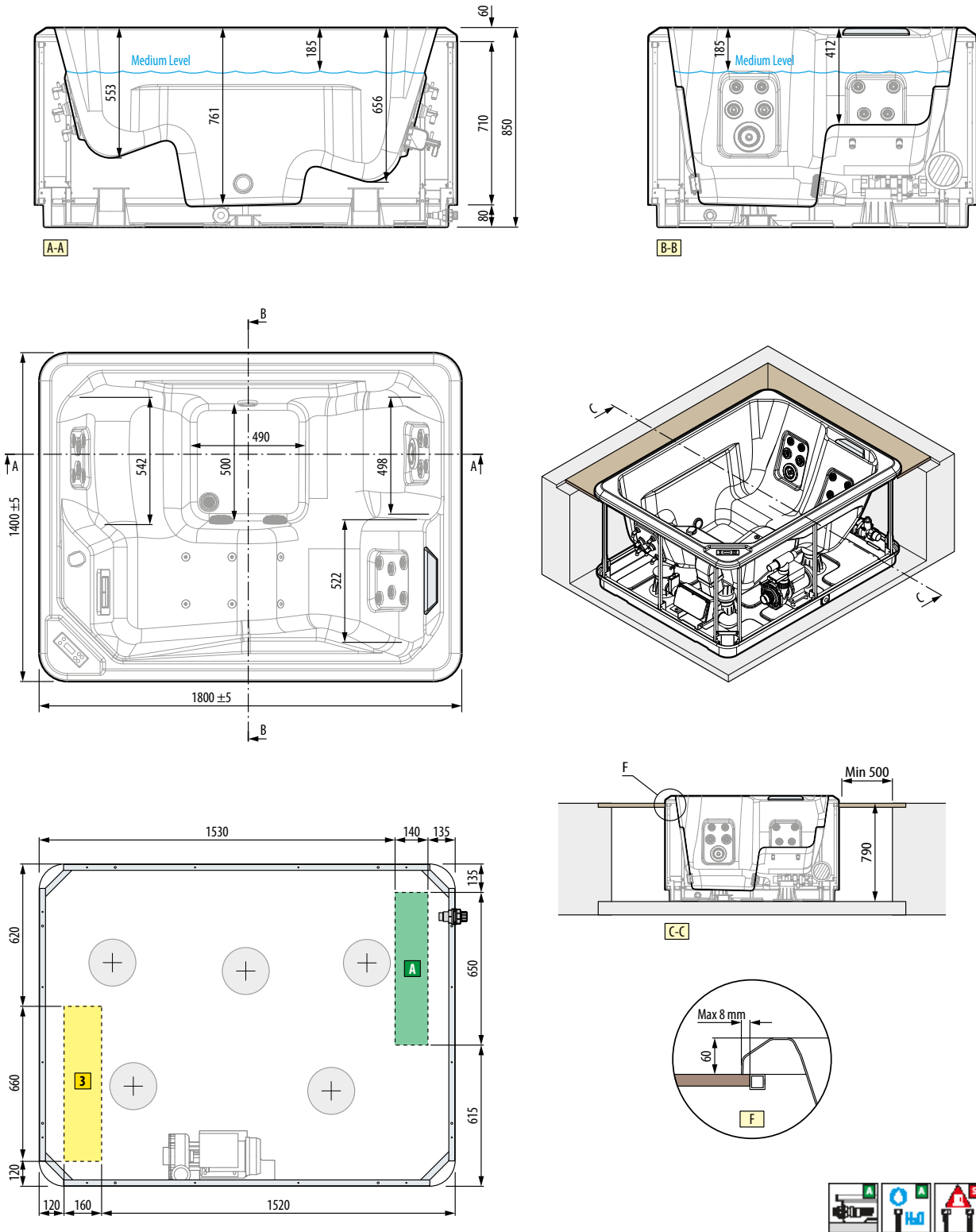
Cover	Code	Price
Summer cover	<b>VLTHCO-C2</b>	
Winter cover	<b>VLTHCOT-C2</b>	

Brown

Code composition **Code** + **Functions** + **Level control options** + **Bathtub Colour** + **Headrest/Side Seat Colour**

TECHNICAL DATA

VITAL



**HYDRAULIC SPECIFICATIONS**

Maximum capacity 580 litres  
 17 side whirlpool jets (12 vers. st.)  
 6 mini jets on the bottom (4 vers. st.)

**ELECTRICAL SPECIFICATIONS**

Power 230 V  
 Frequency 50 Hz  
 Max. power requirement 2400 W

**MECHANICAL CHARACTERISTICS**

Total area 2.5 m<sup>2</sup>  
 Total weight: 1100 kg  
 Bathtub+components mass 280 kg  
 Users mass (3 pers.) 80x3=240 kg  
 Specific load on support base 4350 N/m<sup>2</sup>