


















# DIVINA XXL 230x215




Dimensions cm	230 x 215 H 85
Seats	
Capacity Lt.	1160
Absorption Max Watt	3450/4050
Max. weight kg	2080

FUNCTIONS	STANDARD	PLUS
 Whirlpool jets	24	36
 Whirlpool mini jets	8	16
 Air regulation	3	3
 UV purification system	●	●
 White LED light	4	4
 Chromolight	OPTIONAL	OPTIONAL
 Headrest	-	●
 Bluetooth audio system	OPTIONAL	OPTIONAL
 Wi-Fi module	OPTIONAL	OPTIONAL
 Single speed pump	-	●
 Double speed pump	●	●
 Heater 3 kW	●	●
 Heat exchanger	OPTIONAL	OPTIONAL
 Automatic refill	OPTIONAL	OPTIONAL
 Fast emptying/filling + level control	OPTIONAL	OPTIONAL

## BATHTUB COLOUR




## PANELS / SEAT AND HEADREST FIBER- CROSS



## CLAY PANELS



## NATURAL TOUCH PANELS



## SLATTED PANELS



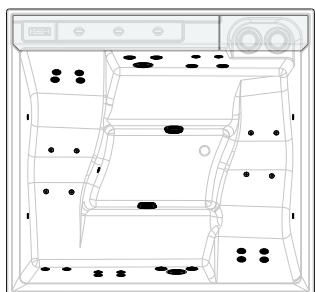
D1 Dark brown D2 Ice

## THERMAL COVER

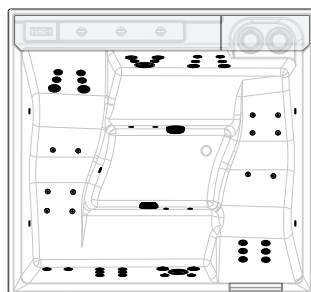


C2 Brown C1 Plenty Grey

### DIVINA XXL STANDARD



### DIVINA XXL PLUS



Code	Functions		Level control options			Bathtub Colour			Headrest/Side Seat Colour			
	UV + LED white	UV + Chromolight + audio BT	None	Automatic refill	Fast emptying/ filling + level control	White	Perla	Marmo chiaro	Black	Light Grey	Warm Brown	Steel

STANDARD												
	0X	6X	0	1	2	-W10	-W20	-W30	H	T1	T2	T3
DOXXL50												
STANDARD WITH HEAT EXCHANGER												
	0R	6R	0	1	2	-W10	-W20	-W30	H	T1	T2	T3
DOXXL50												
PLUS												
	0X	6X	0	1	2	-W10	-W20	-W30	H	T1	T2	T3
DOXXL40												
PLUS WITH HEAT EXCHANGER												
	0R	6R	0	1	2	-W10	-W20	-W30	H	T1	T2	T3
DOXXL40												

## PANELS

Code	Panels finishes			
NATURAL TOUCH PANELS				
	P1	P2	P3	P4
	Oak-Alpine	Oak-Concrete	Oxid	Quarz
PANV2F2LDIVDXX-				
CLAY PANELS				
	R	O	S	
	Cenere	Polvere	Tortora	
PANV2F2LDIVDXX-				
SLATTED PANELS				
	D1	D2		
	Dark Brown	Ice		
PADV2F2LDIVDXX-				
FIBER-CROSS PANELS				
	T1	T2	T3	
	Light Grey	Warm Brown	Steel	
PATV2F2LDIVDXX-				

## OPTIONAL

### WI-FI MODULE

Code	Price
DOMOWF	

### HEAT PUMP PREDISPOSITION KIT

Code	Price
DOKPDC	

### INSULATION KIT

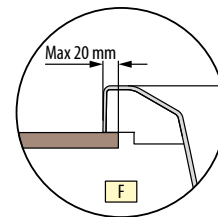
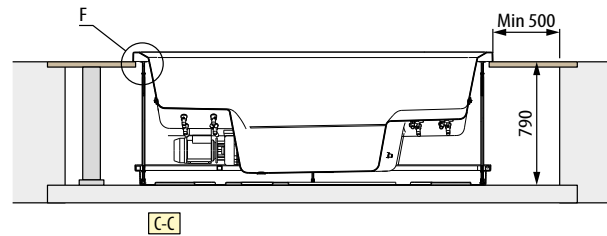
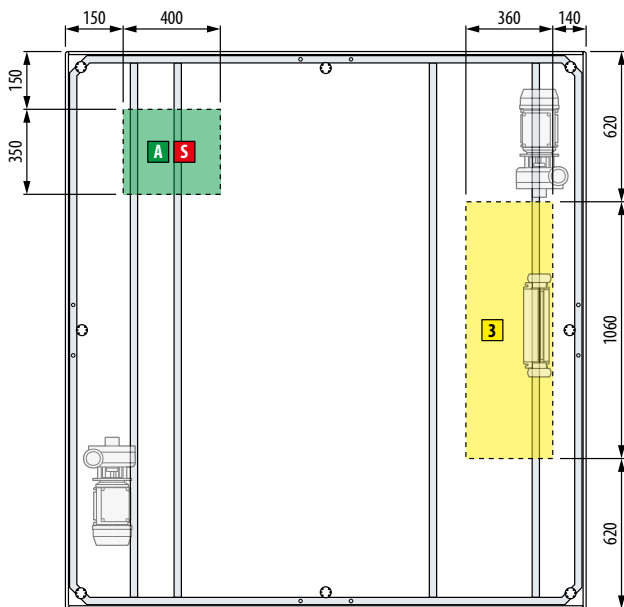
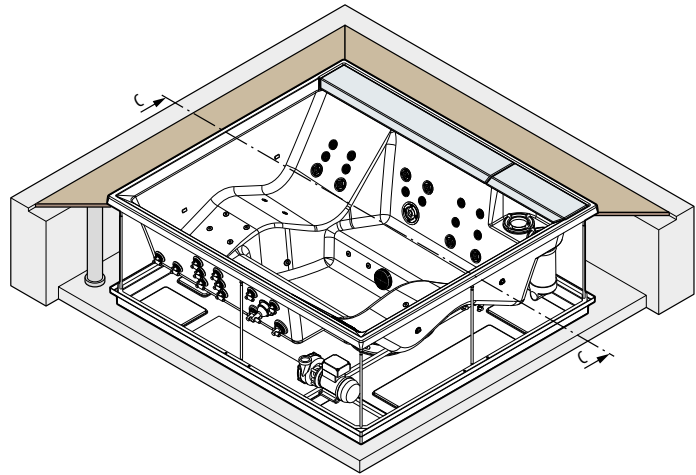
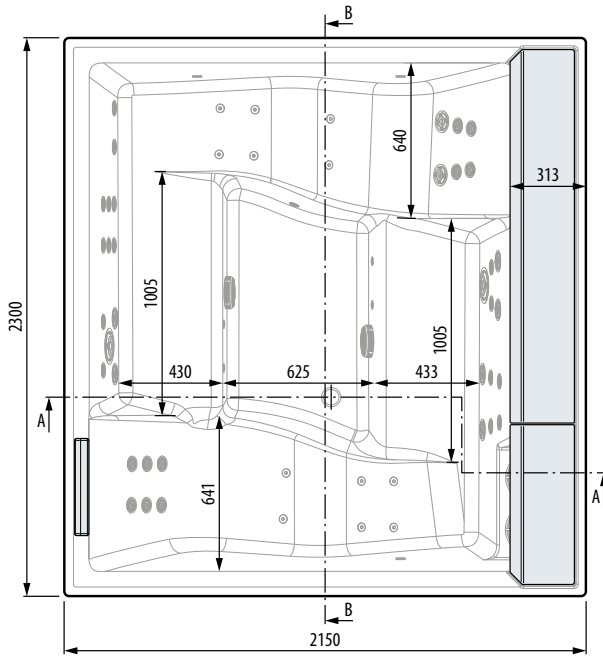
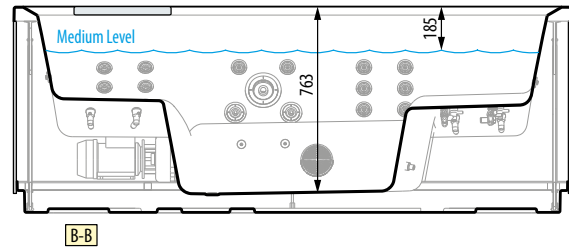
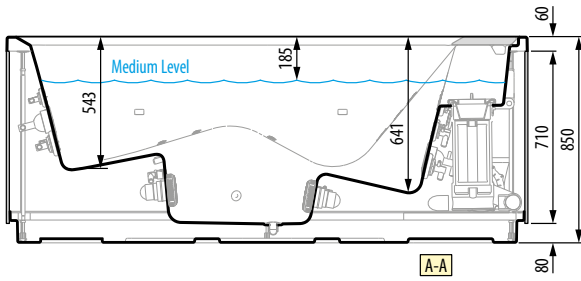
Insulation	Code	Price
Panels	KBT2F2LD0XXL	
Bathtub bottom	DXXTHCOFV	

### THERMAL COVER

Cover	Code	Price	
		C1	C2
Summer cover	DXXTHCO-	Plenty Grey	Brown
Winter cover	DXXTHCOT-		

Code composition

Code + Functions + Level control options + Bathtub Colour + Headrest/Side Seat Colour



**HYDRAULIC SPECIFICATIONS**

Average capacity 1160 litres  
 36 whirlpool (24 standard version)  
 16 mini jet (8 standard version)

**ELECTRICAL SPECIFICATIONS**

Power 230 V  
 Frequency 50 Hz  
 Max. power requirement 4050 W (plus)  
 Max. power requirement 3450 W (stand.)

**MECHANICAL CHARACTERISTICS**

Total area 4.9 m<sup>2</sup>  
 Total weight: 2080 kg  
 Bathtub+components mass 440 kg  
 Users mass (6 pers.) 80x6=480 kg  
 Specific load on support base 4210 N/m<sup>2</sup>