

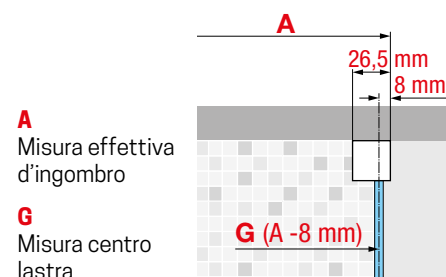
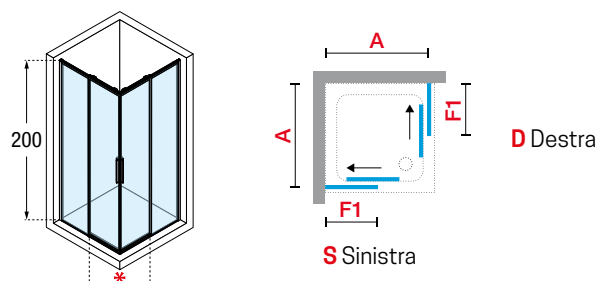
RIGA A

BOX DOCCIA AD ANGOLO APERTURA 2 ANTE SCORREVOLI E 2 FISSE IN LINEA



Misure				Codice	Destra	Sinistra	Scelta vetro		Scelta profilo			
Misura effettiva d'ingombro	Misura centro lastra	Fisso frontale	Entrata (cm)		D-	S-	1	56	U	B	K	H
A	G	F1	*				Trasparente	Serigrafia Rose 1	Bianco opaco	Silver	Cromo	Nero opaco
67,5↔69,0	66,7↔68,2	31,8	38	RIGA67L	D-	S-						
69,0↔70,5	68,2↔69,7	33,3	38	RIGA69L	D-	S-						
72,5↔74,0	71,7↔73,2	36,8	38	RIGA72L	D-	S-						
74,0↔75,5	73,2↔74,7	38,3	38	RIGA74L	D-	S-						
77,5↔79,0	76,7↔78,2	36,8	45	RIGA77L	D-	S-						
79,0↔80,5	78,2↔79,7	38,3	45	RIGA79L	D-	S-						
87,5↔89,0	86,7↔88,2	41,8	52	RIGA87L	D-	S-						
89,0↔90,5	88,2↔89,7	43,3	52	RIGA89L	D-	S-						
97,5↔99,0	96,7↔98,2	51,8	52	RIGA97L	D-	S-						
99,0↔100,5	98,2↔99,7	53,3	52	RIGA99L	D-	S-						
107,5↔109,0	106,7↔108,2	61,8	52	RIGA107L	D-	S-						
109,0↔110,5	108,2↔109,7	63,3	52	RIGA109L	D-	S-						
117,5↔119,0	116,7↔118,2	71,8	52	RIGA117L	D-	S-						
119,0↔120,5	118,2↔119,7	73,3	52	RIGA119L	D-	S-						

PER COMPORRE UN ANGOLO ORDINARE 2 LATI (1 LATO DESTRO + 1 LATO SINISTRO)





SISTEMA SGANCIO ANTE

FINITURE VETRI



Trasparente
cod 1




Ser. Rose 1
cod 56

FINITURE PROFILI



Bianco opaco
cod U



Silver
cod B



Cromo
cod K



Nero opaco
cod H

DATI TECNICI

FINITURE PROFILI



Bianco opaco
cod. U



Silver
cod. B



Cromo
cod. K



Nero opaco
cod. H




VETRO TEMPRATO 6 mm (European Standards EN 14428)



Trasparente
cod. 1



SERIGRAFIA




Rose 1
cod. 56

MANIGLIA

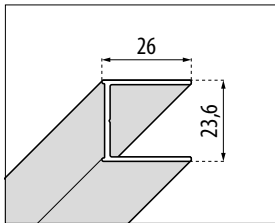


Maniglia
(per scorrevoli)
interasse 256 mm



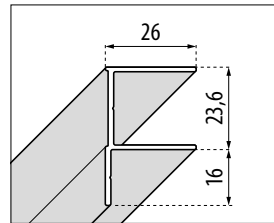
Maniglia
(per girevoli)
interasse 256 mm

MISURE DI INGOMBRO PROFILI DI FISSAGGIO



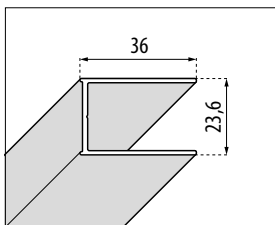
A MURO

Finitura	Codice
Bianco opaco	P01DRMOST-U
Silver	P01DRMOST-B
Cromo	P01DRMOST-K
Nero opaco	P01DRMOST-H



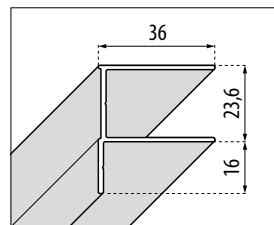
A MURO

Finitura	Codice
Bianco opaco	P01DRMOCST-U
Silver	P01DRMOCST-B
Cromo	P01DRMOCST-K
Nero opaco	P01DRMOCST-H



COMPENSAZIONE +10 mm

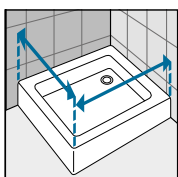
Finitura	Codice
Bianco opaco	P05RIGST-U
Silver	P05RIGST-B
Cromo	P05RIGST-K
Nero opaco	P05RIGST-H



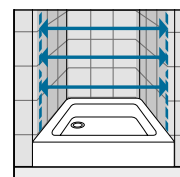
COMPENSAZIONE +10 mm

Finitura	Codice
Bianco opaco	P05RIGCST-U
Silver	P05RIGCST-B
Cromo	P05RIGCST-K
Nero opaco	P05RIGCST-H

COME RILEVARE LE MISURE



Rilevare le misure da muro a bordo esterno del piatto doccia. Le misure devono essere rilevate sulla parete finita, a rivestimenti posati, secondo gli schemi riportati.



Rilevare le misure da muro a muro, in basso, in alto, al centro e utilizzare quella di valore inferiore. Le misure devono essere rilevate sulla parete finita, a rivestimenti posati, secondo gli schemi riportati.