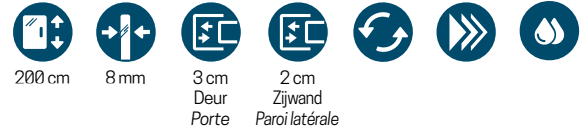


# N180 G+F IN LIJN / EN ALIGNEMENT



## DRAAIDEUR MET VASTE WAND IN LIJN + ZIJWAND PORTE PIVOTANTE AVEC PAROI FIXE EN ALIGNEMENT + PAROI LATÉRALE


Design Marco Pellici

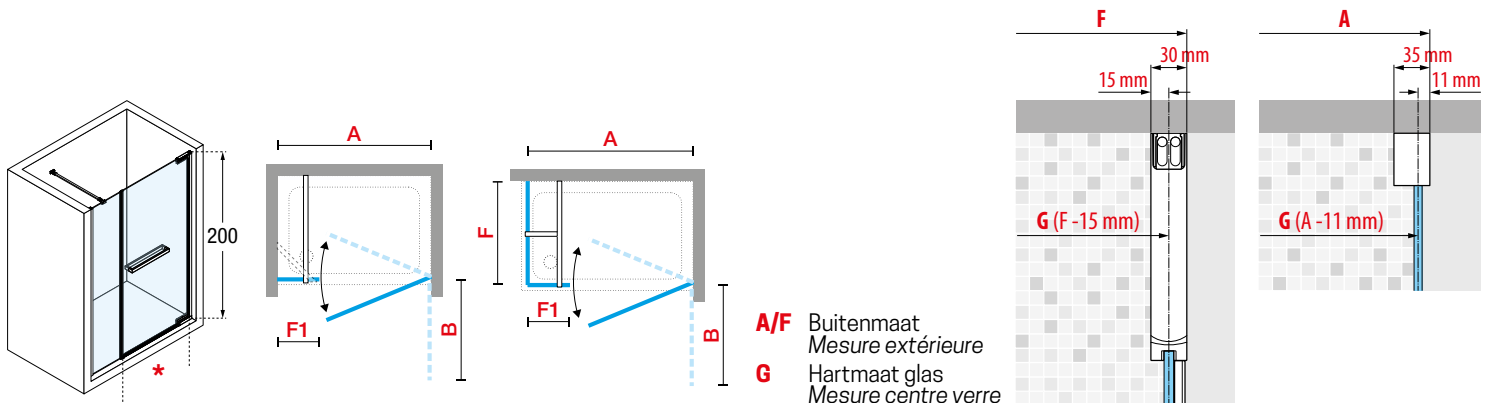
Afmetingen Dimensions (cm)	Vast deel Partie fixe	Instapruimte Passage	Code	Glassoort Vitrage	Kleuren / Prijs Couleurs / Prix						
In nis of met zijwand En niche ou avec paroi latérale	Hartmaat glas Mesure centre verre			1	U	B	K	H	O M L	P R Q N Z	
<b>A</b>	<b>G</b>	<b>F1</b>	<b>*</b>	<b>B</b>	Transparant Transparent	Wit mat Blanc mat	Matchroom Silver	Chroom Chrome	Zwart mat Noir mat	Shiny gold Shiny red gold Shiny black chrome	Brushed gold Brushed red gold Brushed bronze Brushed black chrome Brushed inox

DEUR IN NIS OF MET ZIJWAND / PORTE EN NICHE OU AVEC PAROI LATÉRALE											
97↔100	95,9↔98,9	21↔23	61	60	<b>N180GFL98-</b>						
99↔102	97,9↔100,9	23↔25	61	60	<b>N180GFL100-</b>						
117↔120	115,9↔118,9	21↔23	81	80	<b>N180GFL118-</b>						
119↔122	117,9↔120,9	23↔25	81	80	<b>N180GFL120-</b>						
137↔140	135,9↔138,9	41↔43	81	80	<b>N180GFL138-</b>						
139↔142	137,9↔140,9	43↔45	81	80	<b>N180GFL140-</b>						
157↔160	155,9↔158,9	61↔63	81	80	<b>N180GFL158-</b>						
159↔162	157,9↔160,9	63↔65	81	80	<b>N180GFL160-</b>						
177↔180	175,9↔178,9	81↔83	81	80	<b>N180GFL178-</b>						
179↔182	177,9↔180,9	83↔85	81	80	<b>N180GFL180-</b>						
H 200											
L 100↔180			SPECIAL		<b>N180GFLSP</b>						

ZIJWAND / PAROI LATÉRALE											
	<b>F</b>	<b>G</b>									
77,5↔79,5		76↔78			<b>N180F80-</b>						
87,5↔89,5		86↔88			<b>N180F90-</b>						
97,5↔99,5		96↔98			<b>N180F100-</b>						
117,5↔119,5		116↔118			<b>N180F120-</b>						
H 200											
L 80↔120			SPECIAL		<b>N180FSP</b>						

### OPTIONEEL / OPTIONS

T-STEUN / BARRE "T"											
	Code	Kleuren / Prijs Couleurs / Prix									
		U	B	K	H	O M L	P R Q N Z				
		Wit mat Blanc mat	Matchroom Silver	Chroom Chrome	Zwart mat Noir mat	Shiny gold Shiny red gold Shiny black chrome	Brushed gold Brushed red gold Brushed bronze Brushed black chrome Brushed inox				
	<b>R80BOORT150-</b>										



048  Voorbeeld productcode: **Code** + **Glassoort Vitrage** + **Kleuren Couleurs** = Productcode Code produit



TRANSPARENT / BRUSHED BRONZE  
TRANSPARENT / BRUSHED BRONZE

**GLASSOORT / VITRAGE**



Transparent  
Transparent  
**code 1**

**KLEUREN / COULEURS**



Wit mat  
Blanc mat  
**code U**




Matchroom  
Silver  
**code B**



Chroom  
Chrome  
**code K**



Zwart mat  
Noir mat  
**code H**




Shiny gold  
**code O**



Shiny red gold  
**code M**



Shiny black  
chrome  
**code L**



Brushed bronze  
**code Q**



Brushed gold  
**code P**



Brushed red  
gold  
**code R**



Brushed black  
chrome  
**code N**



Brushed inox  
**code Z**

## AFWERKING / FINITIONS

### PROFIELKLEUREN / FINITIONS



Wit mat  
*Blanc mat*  
code U




Matchroom  
*Silver*  
code B



Chroom  
*Chrome*  
code K



Zwart mat  
*Noir mat*  
code H



Shiny gold  
code O



Shiny red gold  
code M



Shiny black chrome  
code L




Brushed gold  
code P



Brushed red gold  
code R



Brushed black chrome  
code N




Brushed bronze  
code Q



Brushed inox  
code Z

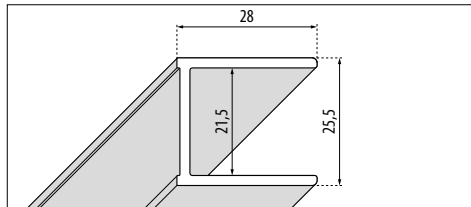
### GLASSOORTEN / VERRES 8 mm



Transparant  
*Transparent*  
code 1

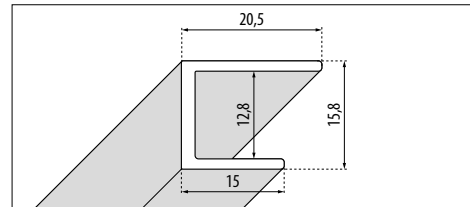


### MUUR- EN VERBREDINGSPROFIELEN / PROFILÉS MURAUX ET D'ÉLARGISSEMENT



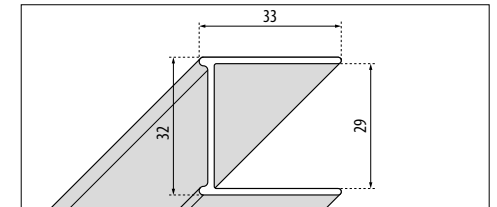
MUURPROFIEL  
*PROFILÉ MURAL*  
N180 1B, G+F, GFL

Hoogte <i>Hauteur</i>	Afwerking <i>Finition</i>	Code
1999	Wit mat / <i>Blanc mat</i>	<b>P01DN1BGST-U</b>
	Matchroom / <i>Silver</i>	<b>P01DN1BGST-B</b>
	Chroom / <i>Chrome</i>	<b>P01DN1BGST-K</b>
	Zwart mat / <i>Noir mat</i>	<b>P01DN1BGST-H</b>
	Brushed inox	<b>P01DN1BGST-Z</b>
	Shiny gold	<b>P01DN1BGST-O</b>
	Brushed gold	<b>P01DN1BGST-P</b>
	Brushed bronze	<b>P01DN1BGST-Q</b>
	Shiny black chrome	<b>P01DN1BGST-L</b>
	Brushed black chrome	<b>P01DN1BGST-N</b>
	Shiny red gold	<b>P01DN1BGST-M</b>
	Brushed red gold	<b>P01DN1BGST-R</b>



MUURPROFIEL SLUITZIJDE  
*PROFILÉ MURAL CÔTÉ FERMETURE*  
N180 1B

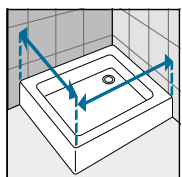
Hoogte <i>Hauteur</i>	Afwerking <i>Finition</i>	Code
1998	Wit mat / <i>Blanc mat</i>	<b>P04DN1BST-U</b>
	Matchroom / <i>Silver</i>	<b>P04DN1BST-B</b>
	Chroom / <i>Chrome</i>	<b>P04DN1BST-K</b>
	Zwart mat / <i>Noir mat</i>	<b>P04DN1BST-H</b>
	Brushed inox	<b>P04DN1BST-Z</b>
	Shiny gold	<b>P04DN1BST-O</b>
	Brushed gold	<b>P04DN1BST-P</b>
	Brushed bronze	<b>P04DN1BST-Q</b>
	Shiny black chrome	<b>P04DN1BST-L</b>
	Brushed black chrome	<b>P04DN1BST-N</b>
	Shiny red gold	<b>P04DN1BST-M</b>
	Brushed red gold	<b>P04DN1BST-R</b>



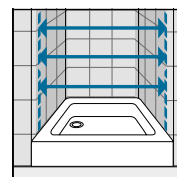
MUURPROFIEL ZIJWAND  
*PROFILÉ MURAL PAROI LATÉRALE*  
N180 GFL

Hoogte <i>Hauteur</i>	Afwerking <i>Finition</i>	Code
1999	Wit mat / <i>Blanc mat</i>	<b>P01BXMOST-U</b>
	Matchroom / <i>Silver</i>	<b>P01BXMOST-B</b>
	Chroom / <i>Chrome</i>	<b>P01BXMOST-K</b>
	Zwart mat / <i>Noir mat</i>	<b>P01BXMOST-H</b>
	Brushed inox	<b>P01BXMOST-Z</b>
	Shiny gold	<b>P01BXMOST-O</b>
	Brushed gold	<b>P01BXMOST-P</b>
	Brushed bronze	<b>P01BXMOST-Q</b>
	Shiny black chrome	<b>P01BXMOST-L</b>
	Brushed black chrome	<b>P01BXMOST-N</b>
	Shiny red gold	<b>P01BXMOST-M</b>
	Brushed red gold	<b>P01BXMOST-R</b>

### OPNEMEN VAN DE MATEN / RELEVER LES MESURES



De maten opnemen van muur tot de **buitenrand** van de douchebak.  
*Prendre les mesures du mur au bord extérieur du receveur de douche.*



De maten opnemen van muur tot muur (boven, in het midden en beneden) waarna u de kleinste maat aanhoudt.  
*Prendre les mesures d'un mur à l'autre, en bas, en haut et au milieu et choisir la mesure inférieure.*