




DIVINA L SPA | FINISHES

BATHTUB FINISH




White

Perla

Marmo chiaro

SEAT AND HEADREST



Black


Light grey

Warm brown

Steel

Fiber-Cross

NATURAL TOUCH PANELS




Oak Alpine

Oak Concrete

Oxid

Quarz

SLATTED PANELS



Dark brown

Ice


FIBER-CROSS PANELS



Light grey

Warm brown

Steel



Airpool massage with manual on/off switch. For effective cell stimulation.



Whirlpool air/water body massage with manual or automatic time and intensity adjustment. To satisfy all wellness needs.



Water filter skimmer



Aquaclean UV+Ozone



2 Cromolight with 8 colour variations to activate the mind and excite the spirit.



Control panel



Headrest made of antibacterial material.




Seat with drain control



Bluetooth audio speakers
2 internal and 2 external



Control panel



Chromolight and audio system



Aquaclean water purification system



High-efficiency massage jet



DIVINA L SPA

DIVINA L SPA

MULTIFUNCTIONAL MINIPOOL 185x160x85 - 680 litres

Dimensions cm 185 x 160 H 85

Seats 3

Capacity Lt. 680

Code	Function/Price						Filling choice		Bathtub Colour			Headrest/Side Seat Colour			
	Standard + White LED Light	UV + White Led lights	Aquaclean + White Led lights	Cromolight + Bluetooth audio	UV + Cromolight + audio Bluetooth	Aquaclean + Cromolight + Bluetooth audio	WITHOUT automatic filling	WITH automatic filling	White	Perla	Marmo chiaro	Black	Light Grey	Warm Brown	Steel

STANDARD															
	0X	3X	8X	6X	4X	9X	0	1	-W10	-W20	-W30	H	T1	T2	T3
DOL50															





STANDARD WITH HEAT EXCHANGER															
	0R	3R	8R	6R	4R	9R	0	1	-W10	-W20	-W30	H	T1	T2	T3
DOL50															

PLUS															
	0X	3X	8X	6X	4X	9X	0	1	-W10	-W20	-W30	H	T1	T2	T3
DOL40															




PLUS WITH HEAT EXCHANGER															
	0R	3R	8R	6R	4R	9R	0	1	-W10	-W20	-W30	H	T1	T2	T3
DOL40															

Code construction Code + Function + Bathtub Colour + Headrest/Side Seat Colour = Final product code

PANELS

Code	Select the panels/Price			
NATURAL TOUCH PANELS				
	P1	P2	P3	P4
				
	Oak-Alpine	Oak-Concrete	Oxid	Quarz
PANV2F2LDIVDL-				

SLATTED PANELS		
	D1	D2
		
	Dark Brown	Ice
PADV2F2LDIVDL-		

FIBER-CROSS PANELS			
	T1	T2	T3
			
	Light Grey	Warm Brown	Steel
PATV2F2LDIVDL-			

116  Code construction Code + Select the panels finishing = Final product code

FEATURES	STANDARD	PLUS
Whirlpool mini jets	4	6
Whirlpool jets	12	18
2 White LED light	●	●
2 Chromolight	OPTIONAL	OPTIONAL
Headrest	-	●
Integrated audio system + Bluetooth	OPTIONAL	OPTIONAL
Wi-Fi module	OPTIONAL	OPTIONAL
Aquaclean purification system (UV+ozone)	OPTIONAL	OPTIONAL
UV purification system	OPTIONAL	OPTIONAL
Double speed pump	●	●
Heater 2 kW	●	●
Heat exchanger	OPTIONAL	OPTIONAL
Automatic filling	OPTIONAL	OPTIONAL

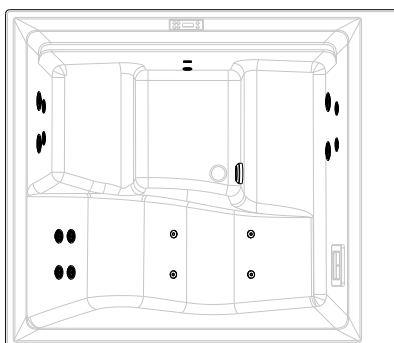
WI-FI MODULE	
Code	Price
DOMOWF	

BATHTUB BOTTOM INSULATION KIT	
Code	Price
DLTHCOFV	

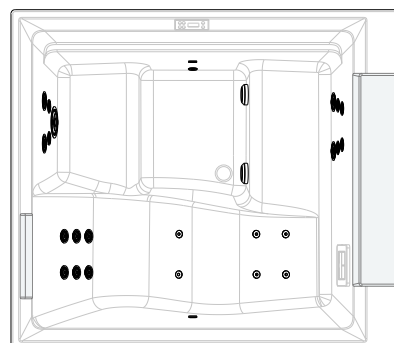
PANEL INSULATION KIT	
Code	Price
KBT2F2LDOL	

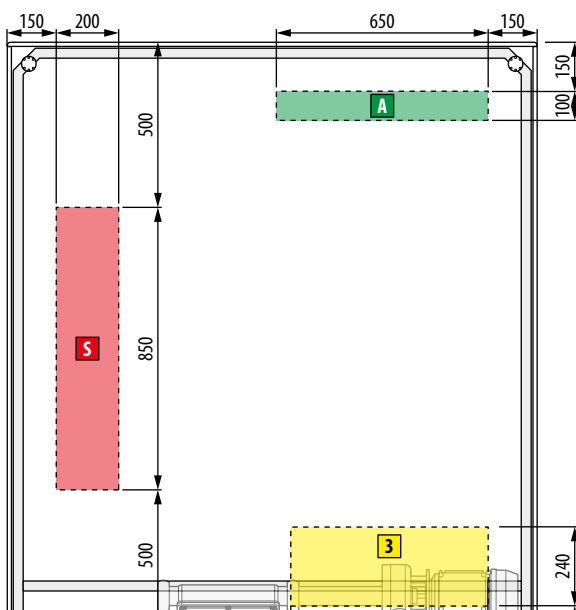
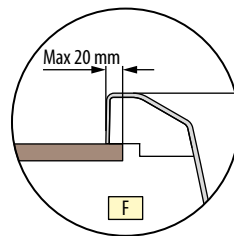
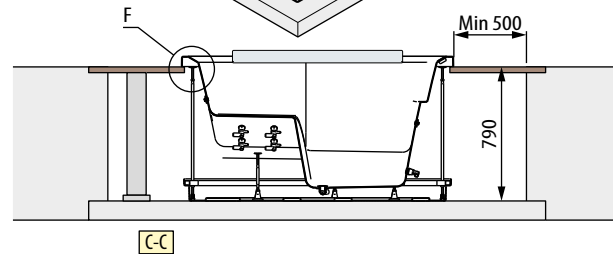
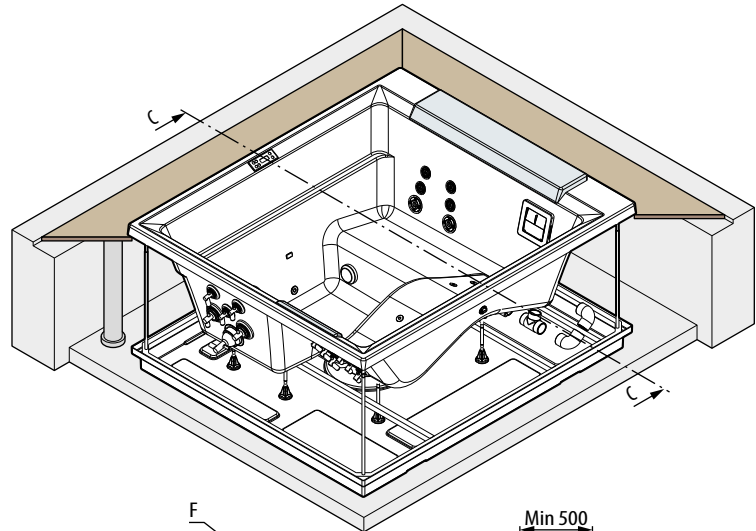
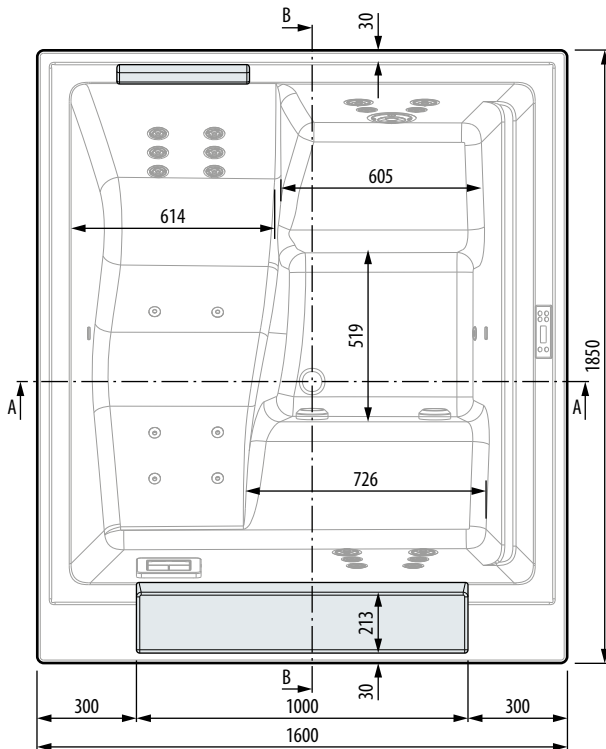
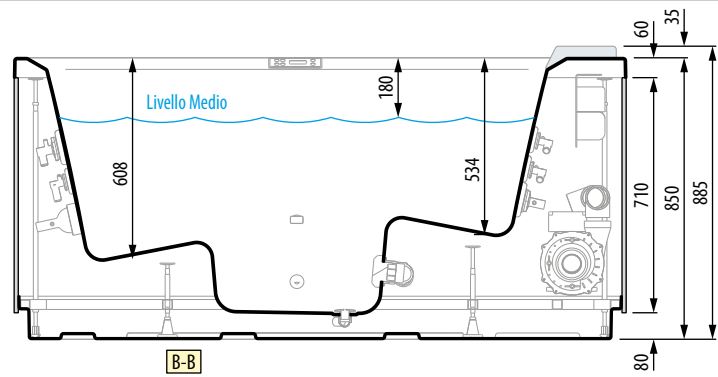
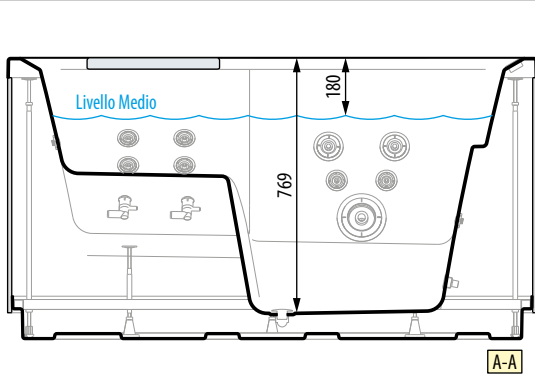
THERMAL COVER			
Insulation	Code	Price	
		C1	C2
		Plenty Grey	Brown
Summer coverage	DLTHCO-		
Winter coverage	DLTHCOT-		

STANDARD VERSION



PLUS VERSION





HYDRAULIC SPECIFICATIONS

average capacity 680 litres
17 whirlpool (12 standard version)
6 mini-jet (4 standard version)

ELECTRICAL SPECIFICATIONS

Power 230 V
Frequency 50 Hz
Max. power requirement 2400 W

MECHANICAL CHARACTERISTICS

Total area 3.0 m²
Total weight: 1210 kg
Bathtub+components mass 290 kg
Users mass (3 pers.) 80x3=240 kg
Specific load on support base 4093 N/m²