

ZEPHYROS 2.0 2B



200 cm



6 mm



6 cm



2-DELIGE DRAAIDEUR


PORTE À 2 PANNEAUX PIVOTANTS



GLASSOORT / VITRAGE



Transparant
Transparent
code 1



Satin
code 4



Niva
code 11



Motief/
Sérigr. Strip
code 91

KLEUREN / COULEURS



Wit mat
Blanc mat
code U



Matchroom
Silver
code B

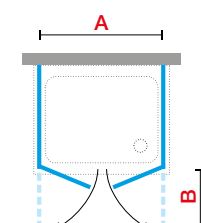
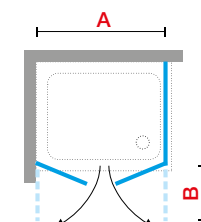
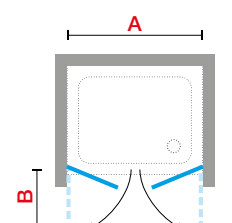
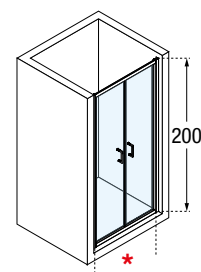


Chroom
Chrome
code K



Zwart mat
Noir mat
code H

Afmetingen Dimensions (cm)	Instapruimte Passage	Code	Glassoort Vitrage				Kleuren / Prijs Couleurs / Prix			
			1	4	11	91	U	B	K	H
A	B	*	Transparant Transparent	Satin	Niva	Motief/ Sérigr. Strip	Wit mat Blanc mat	Matchroom Silver	Chroom Chrome	Zwart mat Noir mat
66↔72	26	55	ZEP22B66-							
72↔78	29	61	ZEP22B72-							
76↔82	31	65	ZEP22B76-							
86↔92	36	75	ZEP22B86-							
96↔102	41	85	ZEP22B96-							



AFWERKING / FINITIONS

PROFIELKLEUREN / FINITIONS



Wit mat
Blanc mat
code U



Matchroom
Silver
code B



Chroom
Chrome
code K



Zwart mat
Noir mat
code H

HANDGREEP / POIGNÉE




Handgreep chroom/
wit mat/zwart mat
Poignée chrome/
blanc mat/noire mat

GLASSOORTEN / VERRES 6 mm



Transparant
Transparent
code 1



Satin
code 4



Niva
code 11



Motief/Sérigr.
Strip
code 91



Motief/Sérigr.
Stripes
code 82
(alleen voor /
seulement pour :
Zephyros G+F)

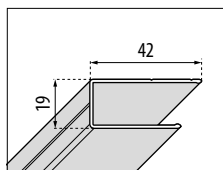
OPTIONEEL / OPTIONS



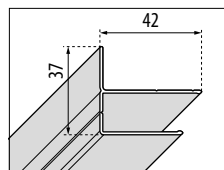
MUURSTEUN / BARRE DE RENFORT

Afwerking Finition	Afmetingen Dimensions	Code	Prijs Prix
Wit mat / Blanc mat	25 cm	R80LOU250-U	
Chroom / Chrome		R80LOU250-K	
Zwart mat / Noir mat		R80LOU250-H	
Wit mat / Blanc mat	35 cm	R80LOU350-U	
Chroom / Chrome		R80LOU350-K	
Zwart mat / Noir mat		R80LOU350-H	
Wit mat / Blanc mat	45 cm	R80LOU450-U	
Chroom / Chrome		R80LOU450-K	
Zwart mat / Noir mat		R80LOU450-H	

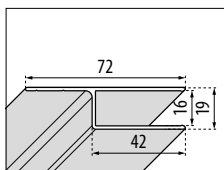
MUUR- EN VERBREDINGSPROFIELEN / PROFILÉS MURAUX ET D'ÉLARGISSEMENT



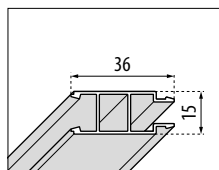
MUURPROFIEL
PROFILÉ MURAL



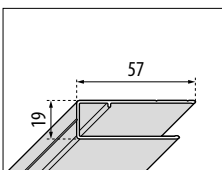
MUURPROFIEL
PROFILÉ MURAL



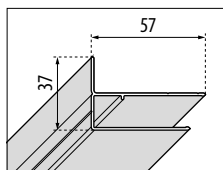
MUURPROFIEL
PROFILÉ MURAL



VERBREDINGSPROFIEL
PROFILÉ D'ÉLARGISSEMENT



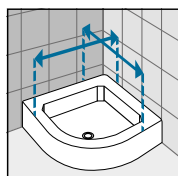
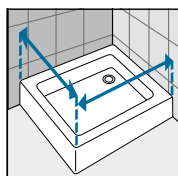
VERBREDINGSPROFIEL
PROFILÉ D'ÉLARGISSEMENT



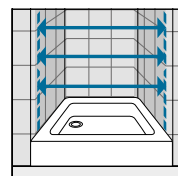
VERBREDINGSPROFIEL
PROFILÉ D'ÉLARGISSEMENT

Afwerking Finition	Code	Afwerking Finition	Code	Afwerking Finition	Code	Afwerking Finition	Code	Afwerking Finition	Code	Afwerking Finition	Code
Wit mat Blanc mat	P01BHRAST2-U	Wit mat Blanc mat	P01BHMOST2-U	Wit mat Blanc mat	P01L215STL2-U	Wit mat Blanc mat	P05HAAST2-U	Wit mat Blanc mat	P05BHST2-U	Wit mat Blanc mat	P05BHCST2-U
Matchroom Silver	P01BHRAST2-B	Matchroom Silver	P01BHMOST2-B	Matchroom Silver	P01L215STL2-B	Matchroom Silver	P05HAAST2-B	Matchroom Silver	P05BHST2-B	Matchroom Silver	P05BHCST2-B
Chroom Chrome	P01BHRAST2-K	Chroom Chrome	P01BHMOST2-K	Chroom Chrome	P01L215STL2-K	Chroom Chrome	P05HAAST2-K	Chroom Chrome	P05BHST2-K	Chroom Chrome	P05BHCST2-K
Zwart mat Noir mat	P01BHRAST2-H	Zwart mat Noir mat	P01BHMOST2-H	Zwart mat Noir mat	P01L215STL2-H	Zwart mat Noir mat	P05HAAST2-H	Zwart mat Noir mat	P05BHST2-H	Zwart mat Noir mat	P05BHCST2-H

OPNEMEN VAN DE MATEN / RELEVER LES MESURES



De maten opnemen van muur tot de **buitenrand** van de douchebak.
Prendre les mesures du mur au bord **extérieur** du receveur de douche



De maten opnemen van muur tot muur (boven, in het midden en beneden) waarna u de kleinste maat aanhoudt.
Prendre les mesures d'un mur à l'autre, en bas, en haut et au milieu et choisir la mesure inférieure.