

# KUADRA HF

PAROI FIXE CENTRALE





200 cm

8 mm




FIXATION BARRE EVO C (OPTION)

## VERRE



## FINITION PROFILÉS



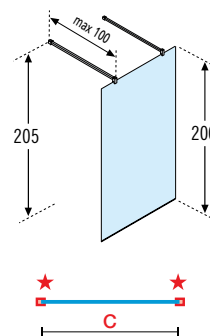
Dimensions	Code	Vitrage		Profilé					Vitrage	Profilé				
		1	51	U	B	K	H	Z		76	U	B	K	H
Mesure réelle de la paroi de douche		Transparent	Séigraphie Ravenna	Blanc mat	Silver	Chrome	Noir mat	Inox	Spy	Blanc mat	Silver	Chrome	Noir mat	Inox
<b>C</b>														
94	<b>KUADFC96-</b>													
114	<b>KUADFC116-</b>													
134	<b>KUADFC136-</b>													
154	<b>KUADFC156-</b>													

L 80↔180  
H 80↔220  
SPECIAL

**KUADFCSP**


L 80↔180  
H 220↔240  
SPECIAL

**KUADFCSP**



LIVRÉE AVEC 2 BARRES DE RENFORT 100 CM  
OPTION : BARRE DE RENFORT 150 CM (VOIR P. 272)

## OPTION



**SYSTÈME DE FIXATION EVO**

- 1 barre frontale de 180 cm
- 2 barres latérales de 120 cm
- 4 pinces de fixation
- 2 jonctions d'angle

Finition	Code
Silver	<b>KUADHSFC-B</b>
Chrome	<b>KUADHSFC-K</b>
Blanc mat	<b>KUADHSFC-U</b>
Noir mat	<b>KUADHSFC-H</b>
Inox	<b>KUADHSFC-Z</b>

Pied de fixation du verre au sol

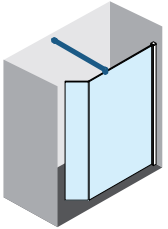


Composition du code : **Code** + **Vitrage** + **Profilé** = Code produit complet

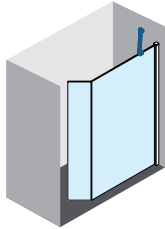
## ASSOCIATIONS

### KUADRA H+HFA

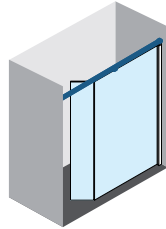
#### INSTALLATION EN NICHE



**KUADRA H  
KUADRA HFA  
BARRE DE RENFORT**  
(de série)

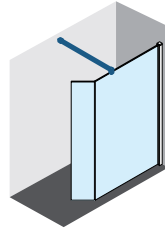


**KUADRA H  
KUADRA HFA  
BARRE ORIENTABLE**

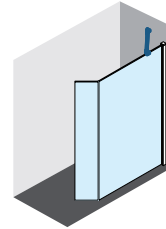


**KUADRA H  
KUADRA HFA  
BARRE "EVO" (en niche)**

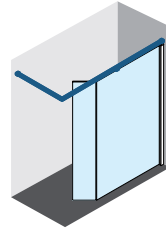
#### INSTALLATION DANS UN ANGLE



**KUADRA H  
KUADRA HFA  
BARRE DE RENFORT**  
(de série)



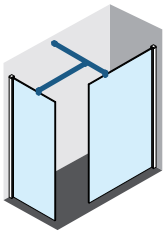
**KUADRA H  
KUADRA HFA  
BARRE ORIENTABLE**



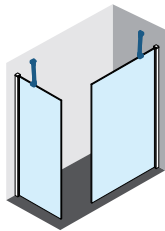
**KUADRA H  
KUADRA HFA  
BARRE "EVO" (d'angle)**

### KUADRA H+H

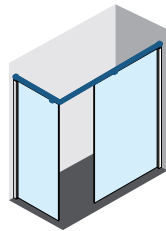
#### INSTALLATION DANS UN ANGLE



**KUADRA H x2  
BARRE DE RENFORT x2**  
(de série)



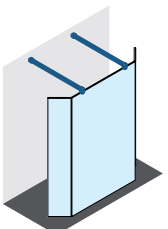
**KUADRA H x2  
BARRE ORIENTABLE x2**



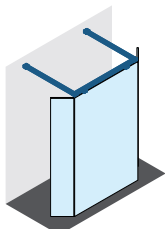
**KUADRA H x2  
BARRE "EVO" (d'angle)**

### KUADRA H4

#### INSTALLATION FACE AU MUR

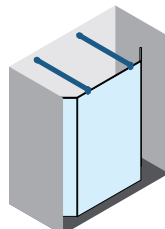


**KUADRA HF  
KUADRA HFA x2  
BARRE DE RENFORT x2**  
(de série)

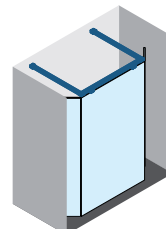


**KUADRA HF  
KUADRA HFA x2  
BARRE "EVO"**

#### INSTALLATION EN NICHE



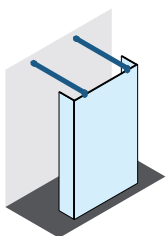
**KUADRA HF  
KUADRA HFA x2  
BARRE DE RENFORT x2**  
(de série)



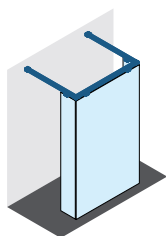
**KUADRA HF  
KUADRA HFA x2  
BARRE "EVO" (EN U)**

## KUADRA H5

### INSTALLATION FACE AU MUR

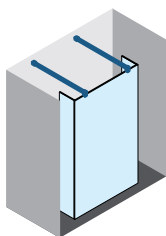


**KUADRA HF**  
**KUADRA HL x2**  
**BARRE DE RENFORT x2**  
(de série)

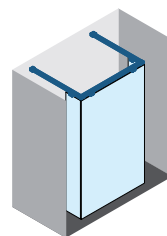


**KUADRA HF**  
**KUADRA HL x2**  
**BARRE DE RENFORT x2**  
(de série)

### INSTALLATION EN NICHE



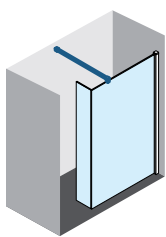
**KUADRA HF**  
**KUADRA HL x2**  
**BARRE DE RENFORT x2**  
(de série)



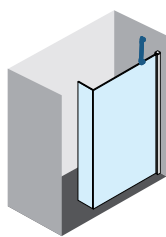
**KUADRA HF**  
**KUADRA HL x2**  
**BARRE DE RENFORT x2**  
(de série)

## KUADRA H6

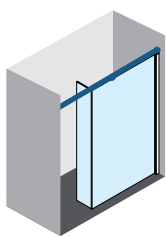
### INSTALLATION EN NICHE



**KUADRA H**  
**KUADRA HL**  
**BARRE DE RENFORT**  
(de série)

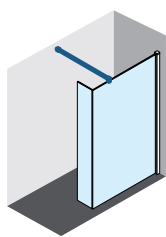


**KUADRA H**  
**KUADRA HL**  
**BARRE ORIENTABLE**

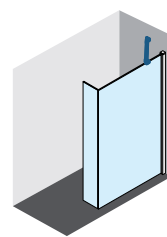


**KUADRA H**  
**KUADRA HL**  
**BARRE "EVO" (en niche)**

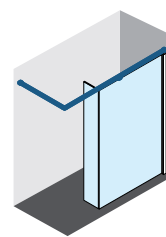
### INSTALLATION DANS UN ANGLE



**KUADRA H**  
**KUADRA HL**  
**BARRE DE RENFORT**  
(de série)



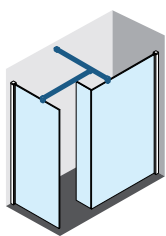
**KUADRA H**  
**KUADRA HL**  
**BARRE ORIENTABLE**



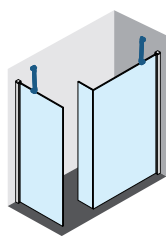
**KUADRA H**  
**KUADRA HL**  
**BARRE "EVO" (d'angle)**

## KUADRA H7

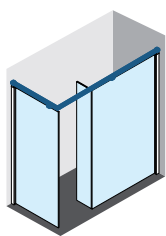
### INSTALLATION DANS UN ANGLE



**KUADRA H x2**  
**KUADRA HL**  
**BARRE DE RENFORT**  
(de série)



**KUADRA H x2**  
**KUADRA HL**  
**BARRE ORIENTABLE**

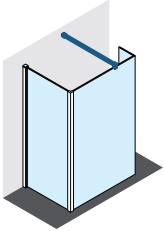


**KUADRA H x2**  
**KUADRA HL**  
**BARRE "EVO" (d'angle)**

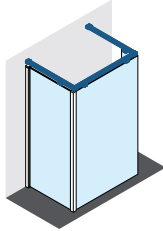
## ASSOCIATIONS

### KUADRA H9

#### INSTALLATION FACE AU MUR

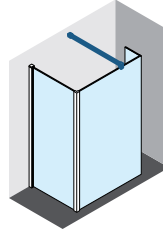


KUADRA H  
KUADRA HL x2  
BARRE DE RENFORT  
(de série)

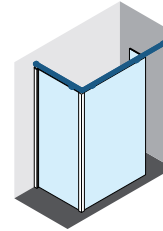


KUADRA H  
KUADRA HL x2  
BARRE "EVO" (C)

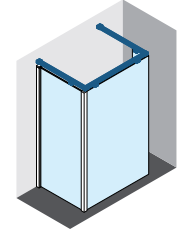
#### INSTALLATION DANS UN ANGLE



KUADRA H  
KUADRA HL x2  
BARRE DE RENFORT  
(de série)



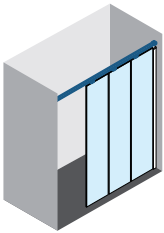
KUADRA H  
KUADRA HL x2  
BARRE "EVO" (d'angle)



KUADRA H  
KUADRA HL x2  
BARRE "EVO" (EN U)

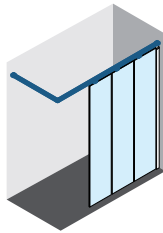
### KUADRA H11

#### INSTALLATION EN NICHE



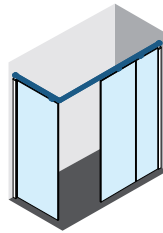
KUADRA H + HP + HP (ou HPB)  
BARRE "EVO" (en niche)

#### INSTALLATION DANS UN ANGLE



KUADRA H + HP + HP (ou HPB)  
BARRE "EVO" (d'angle)

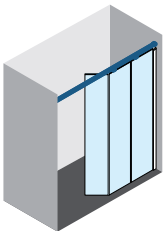
#### INSTALLATION DANS UN ANGLE



KUADRA H x2  
KUADRA HP  
BARRE "EVO" (d'angle)

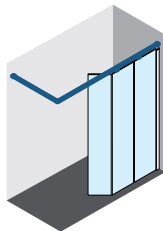
### KUADRA H13

#### INSTALLATION EN NICHE



KUADRA H + HP + HFA  
BARRE "EVO" (en niche)

#### INSTALLATION DANS UN ANGLE



KUADRA H + HP + HFA  
BARRE "EVO" (d'angle)

## OPTIONS



### BARRE DE RENFORT 150 cm

Finition	Code
Blanc	<b>R80GIANF15-A</b>
Blanc mat	<b>R80GIANF15-U</b>
Silver	<b>R80GIANF15-B</b>
Chrome	<b>R80GIANF15-K</b>
Noir mat	<b>R80GIANF15-H</b>
Inox	<b>R80GIANF15-Z</b>



### SYSTÈME DE FIXATION EVO (d'angle)

- 1 barre frontale de 180 cm
- 1 barre latérale de 120 cm
- 2 pinces de fixation
- 1 jonction d'angle

Finition	Code
Silver	<b>KUADHSF-B</b>
Chrome	<b>KUADHSF-K</b>
Noir mat	<b>KUADHSF-H</b>
Blanc mat	<b>KUADHSF-U</b>
Inox	<b>KUADHSF-Z</b>



### SYSTÈME DE FIXATION EVO (en niche)

- 1 barre frontale de 180 cm
- 1 pince de fixation

Finition	Code
Silver	<b>KUADHSFN-B</b>
Chrome	<b>KUADHSFN-K</b>
Noir mat	<b>KUADHSFN-H</b>
Blanc mat	<b>KUADHSFN-U</b>
Inox	<b>KUADHSFN-Z</b>



### SYSTÈME DE FIXATION EVO (EN U)

- 1 barre frontale de 180 cm
- 2 barres latérales da 120 cm
- 4 pinces de fixation
- 2 jonctions d'angle

Finition	Code
Silver	<b>KUADHSFC-B</b>
Chrome	<b>KUADHSFC-K</b>
Blanc mat	<b>KUADHSFC-U</b>
Noir mat	<b>KUADHSFC-H</b>
Inox	<b>KUADHSFC-Z</b>



### KIT 2 BARRES EN "T"

- 2 barres de 150 cm (recoupables)
- 1 attache murale
- 2 pinces de fixation au verre
- raccord barre à barre

Finition	Code
Blanc mat	<b>R80KUORT150-U</b>
Silver	<b>R80KUORT150-B</b>
Chrome	<b>R80KUORT150-K</b>
Noir mat	<b>R80KUORT150-H</b>
Inox	<b>R80KUORT150-Z</b>



### BARRE DE RENFORT D'ANGLE

Finition	Dimensions	Code
Chrome	25 cm	<b>R80LOU250-K</b>
Chrome	35 cm	<b>R80LOU350-K</b>
Chrome	45 cm	<b>R80LOU450-K</b>
Noir mat	25 cm	<b>R80LOU250-H</b>
Noir mat	35 cm	<b>R80LOU350-H</b>
Noir mat	45 cm	<b>R80LOU450-H</b>
Inox	25 cm	<b>R80LOU250-Z</b>
Inox	35 cm	<b>R80LOU350-Z</b>
Inox	45 cm	<b>R80LOU450-Z</b>



### PROFIL DE TENUE EN ALUMINIUM POUR PARI FIXE DE 6/8 MM

Finition	Dimensions	Code
Blanc	100	<b>P51BOHU10-A</b>
Blanc mat	100	<b>P51BOHU10-U</b>
Silver	100	<b>P51BOHU10-B</b>
Chrome	100	<b>P51BOHU10-K</b>
Noir mat	100	<b>P51BOHU10-H</b>
Inox	100	<b>P51BOHU10-Z</b>
Blanc	150	<b>P51BOHU15-A</b>
Blanc mat	150	<b>P51BOHU15-U</b>
Silver	150	<b>P51BOHU15-B</b>
Chrome	150	<b>P51BOHU15-K</b>
Noir mat	150	<b>P51BOHU15-H</b>
Inox	150	<b>P51BOHU15-Z</b>



### EMBOUTS DE FIXATION DE LA BARRE DE RENFORT AU PLAFOND

Le kit de fixation comprend seulement les 2 embouts à utiliser avec la barre de renfort déjà en dotation avec la paroi


Finition	Code
Blanc	<b>R801SOFEL-A</b>
Chrome	<b>R801SOFEL-K</b>
Noir mat	<b>R801SOFEL-H</b>



### KIT BARRE MODULABLE

- 1 barre orientable (recoupable)
- 1 attache murale
- 1 pince de fixation au verre

Finition	Dimensions	Code
Blanc mat	100	<b>R80KUOR100-U</b>
Silver	100	<b>R80KUOR100-B</b>
Chrome	100	<b>R80KUOR100-K</b>
Noir mat	100	<b>R80KUOR100-H</b>
Inox	100	<b>R80KUOR100-Z</b>
Blanc mat	150	<b>R80KUOR150-U</b>
Silver	150	<b>R80KUOR150-B</b>
Chrome	150	<b>R80KUOR150-K</b>
Noir mat	150	<b>R80KUOR150-H</b>
Inox	150	<b>R80KUOR150-Z</b>
Blanc mat	180	<b>R80KUOR180-U</b>
Silver	180	<b>R80KUOR180-B</b>
Chrome	180	<b>R80KUOR180-K</b>
Noir mat	180	<b>R80KUOR180-H</b>
Inox	180	<b>R80KUOR180-Z</b>



### PIED DE FIXATION SUR RECEVEUR Ø 29 MM

pour Kuadra HL

Code
<b>R05KUHL1-K</b>



### PROFILÉ DE FIXATION AU PLAFOND

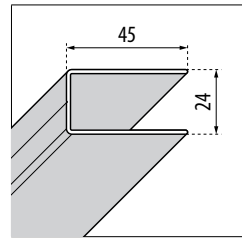
Finition	Code
Blanc	<b>R80GKHSOF-D</b>
Blanc mat	<b>R80GKHSOF-U</b>
Silver	<b>R80GKHSOF-B</b>
Chrome	<b>R80GKHSOF-K</b>
Noir mat	<b>R80GKHSOF-H</b>
Inox	<b>R80GKHSOF-Z</b>

## BARRE DE RENFORT STANDARD (DE SÉRIE)



**BARRE DE RENFORT  
100 cm**

## COTES DES PROFILÉS MURAUX



### DE SÉRIE

Finition	Code
Blanc	<b>P01KUHST-A</b>
Blanc mat	<b>P01KUHST-A</b>
Silver	<b>P01KUHST-B</b>
Chrome	<b>P01KUHST-K</b>
Noir mat	<b>P01KUHST-H</b>
Inox	<b>P01KUHST-Z</b>

## DONNÉES TECHNIQUES

### FINITION PROFILÉS



Blanc mat  
code U



Silver  
code B



Chrome  
code K 



Noir mat  
code H



Inox  
code Z

## VERRE 8 mm (Norme européenne UNI EN 14428)




Transparent  
code 1



Spy  
code 76




Fumé  
code 54




Mirror  
code 75

## SÉRIGRAPHIE



Ravenna  
code 51




Squares  
code 81




Stripes  
code 82




Frame  
code 86




Grid  
code 83



Wires  
code 84



Plaid  
code 85



Bande noire  
code 87



Bande Satin  
code 44