

KUADRA H FUMÉ

PAROI DE DOUCHE À L'ITALIENNE



200 cm



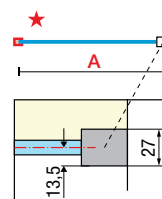
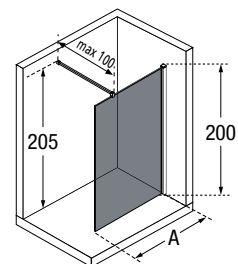
8 mm




3 cm



Dimensions	Code	Vitrage		Profilé				
Mesure réelle de la paroi de douche		54	87	U	B	K	H	Z
A		Fumé	Bande Noir	Blanc mat	Silver	Chrome	Noir mat	Inox
67↔70	KUADH70-							
77↔80	KUADH80-							
87↔90	KUADH90-							
97↔100	KUADH100-							
117↔120	KUADH120-							
137↔140	KUADH140-							
L 20↔180 H 80↔220 SPECIAL	KUADHSP							
L 20↔180 H 220↔240 SPECIAL	KUADHSP							





Pied de fixation du verre au sol



LIVRÉE AVEC UNE BARRE DE RENFORT 100 CM
OPTION : BARRE DE RENFORT 150 CM (VOIR P. 272)

OPTIONS

SYSTÈME DE FIXATION EVO (en niche)		SYSTÈME DE FIXATION EVO (d'angle)	
 <ul style="list-style-type: none"> 1 barre frontale de 180 cm 1 pince de fixation 		 <ul style="list-style-type: none"> 1 barre frontale de 180 cm 1 barre latérale de 120 cm 2 pinces de fixation 1 jonction d'angle 	
Finition	Code	Finition	Code
Silver	KUADHSFN-B	Silver	KUADHSF-B
Chrome	KUADHSFN-K	Chrome	KUADHSF-K
Noir mat	KUADHSFN-H	Noir mat	KUADHSF-H
Blanc mat	KUADHSFN-U	Blanc mat	KUADHSF-U
Inox	KUADHSFN-Z	Inox	KUADHSF-Z



KUADRA H

VERRE FUMÉ + FIXATION BARRE EVO (OPTION VOIR P. 272)



SÉRIGRAPHIE BANDE NOIRE + BARRE DE RENFORT AU FOND (OPTION VOIR P. 272)

VERRE



Fumé
code 54



Bande noire
code 87

FINITION PROFILÉS



Blanc mat
code U



Silver
code B



Chrome
code K



Noir
code H

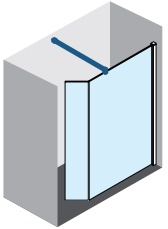


Inox
code Z

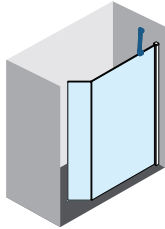
ASSOCIATIONS

KUADRA H+HFA

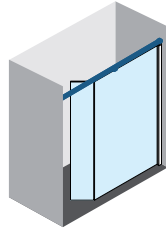
INSTALLATION EN NICHE



**KUADRA H
KUADRA HFA
BARRE DE RENFORT**
(de série)

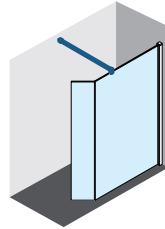


**KUADRA H
KUADRA HFA
BARRE ORIENTABLE**

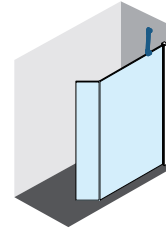


**KUADRA H
KUADRA HFA
BARRE "EVO" (en niche)**

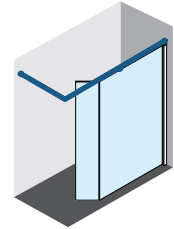
INSTALLATION DANS UN ANGLE



**KUADRA H
KUADRA HFA
BARRE DE RENFORT**
(de série)



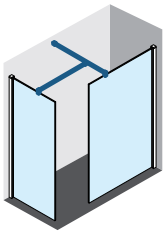
**KUADRA H
KUADRA HFA
BARRE ORIENTABLE**



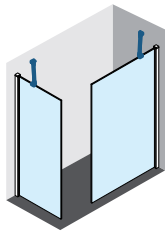
**KUADRA H
KUADRA HFA
BARRE "EVO" (d'angle)**

KUADRA H+H

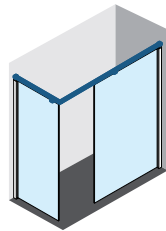
INSTALLATION DANS UN ANGLE



**KUADRA H x2
BARRE DE RENFORT x2**
(de série)



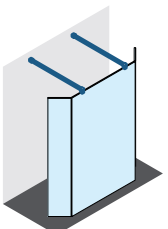
**KUADRA H x2
BARRE ORIENTABLE x2**



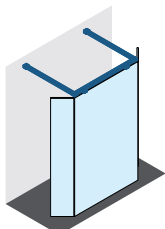
**KUADRA H x2
BARRE "EVO" (d'angle)**

KUADRA H4

INSTALLATION FACE AU MUR

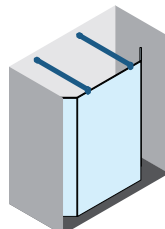


**KUADRA HF
KUADRA HFA x2
BARRE DE RENFORT x2**
(de série)

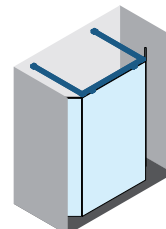


**KUADRA HF
KUADRA HFA x2
BARRE "EVO"**

INSTALLATION EN NICHE



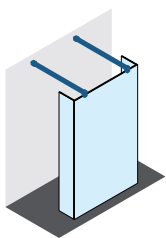
**KUADRA HF
KUADRA HFA x2
BARRE DE RENFORT x2**
(de série)



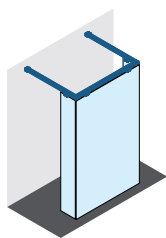
**KUADRA HF
KUADRA HFA x2
BARRE "EVO" (EN U)**

KUADRA H5

INSTALLATION FACE AU MUR

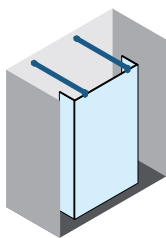


KUADRA HF
KUADRA HL x2
BARRE DE RENFORT x2
(de série)

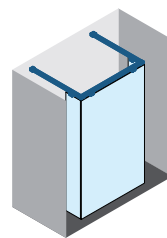


KUADRA HF
KUADRA HL x2
BARRE DE RENFORT x2
(de série)

INSTALLATION EN NICHE



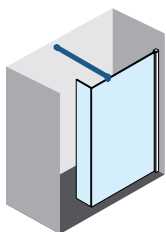
KUADRA HF
KUADRA HL x2
BARRE DE RENFORT x2
(de série)



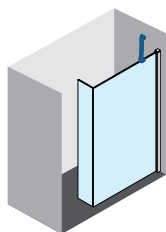
KUADRA HF
KUADRA HL x2
BARRE DE RENFORT x2
(de série)

KUADRA H6

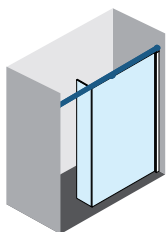
INSTALLATION EN NICHE



KUADRA H
KUADRA HL
BARRE DE RENFORT
(de série)

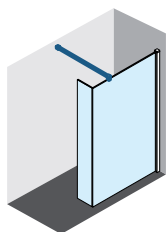


KUADRA H
KUADRA HL
BARRE ORIENTABLE

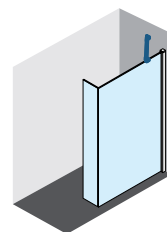


KUADRA H
KUADRA HL
BARRE "EVO" (en niche)

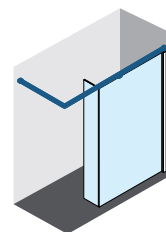
INSTALLATION DANS UN ANGLE



KUADRA H
KUADRA HL
BARRE DE RENFORT
(de série)



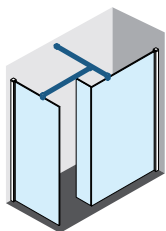
KUADRA H
KUADRA HL
BARRE ORIENTABLE



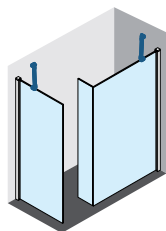
KUADRA H
KUADRA HL
BARRE "EVO" (d'angle)

KUADRA H7

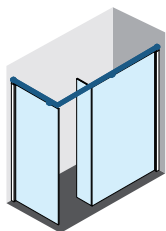
INSTALLATION DANS UN ANGLE



KUADRA H x2
KUADRA HL
BARRE DE RENFORT
(de série)



KUADRA H x2
KUADRA HL
BARRE ORIENTABLE

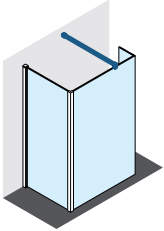


KUADRA H x2
KUADRA HL
BARRE "EVO" (d'angle)

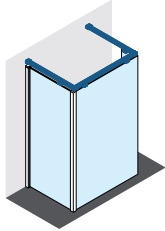
ASSOCIATIONS

KUADRA H9

INSTALLATION FACE AU MUR

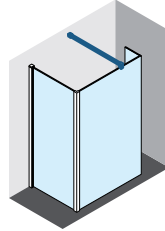


KUADRA H
KUADRA HL x2
BARRE DE RENFORT
(de série)

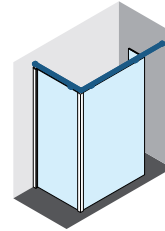


KUADRA H
KUADRA HL x2
BARRE "EVO" (C)

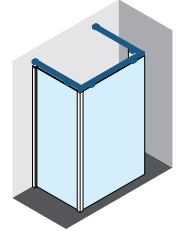
INSTALLATION DANS UN ANGLE



KUADRA H
KUADRA HL x2
BARRE DE RENFORT
(de série)



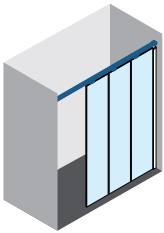
KUADRA H
KUADRA HL x2
BARRE "EVO" (d'angle)



KUADRA H
KUADRA HL x2
BARRE "EVO" (EN U)

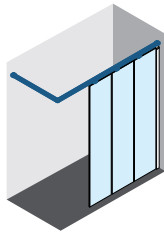
KUADRA H11

INSTALLATION EN NICHE



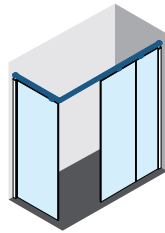
KUADRA H + HP + HP (ou HPB)
BARRE "EVO" (en niche)

INSTALLATION DANS UN ANGLE



KUADRA H + HP + HP (ou HPB)
BARRE "EVO" (d'angle)

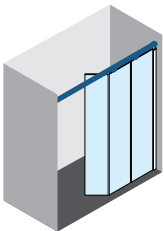
INSTALLATION DANS UN ANGLE



KUADRA H x2
KUADRA HP
BARRE "EVO" (d'angle)

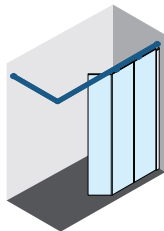
KUADRA H13

INSTALLATION EN NICHE



KUADRA H + HP + HFA
BARRE "EVO" (en niche)

INSTALLATION DANS UN ANGLE



KUADRA H + HP + HFA
BARRE "EVO" (d'angle)

OPTIONS



BARRE DE RENFORT 150 cm

Finition	Code
Blanc	R80GIANF15-A
Blanc mat	R80GIANF15-U
Silver	R80GIANF15-B
Chrome	R80GIANF15-K
Noir mat	R80GIANF15-H
Inox	R80GIANF15-Z



SYSTÈME DE FIXATION EVO (d'angle)

- 1 barre frontale de 180 cm
- 1 barre latérale de 120 cm
- 2 pinces de fixation
- 1 jonction d'angle

Finition	Code
Silver	KUADHSF-B
Chrome	KUADHSF-K
Noir mat	KUADHSF-H
Blanc mat	KUADHSF-U
Inox	KUADHSF-Z



SYSTÈME DE FIXATION EVO (en niche)

- 1 barre frontale de 180 cm
- 1 pince de fixation

Finition	Code
Silver	KUADHSFN-B
Chrome	KUADHSFN-K
Noir mat	KUADHSFN-H
Blanc mat	KUADHSFN-U
Inox	KUADHSFN-Z



SYSTÈME DE FIXATION EVO (EN U)

- 1 barre frontale de 180 cm
- 2 barres latérales da 120 cm
- 4 pinces de fixation
- 2 jonctions d'angle

Finition	Code
Silver	KUADHSFC-B
Chrome	KUADHSFC-K
Blanc mat	KUADHSFC-U
Noir mat	KUADHSFC-H
Inox	KUADHSFC-Z



KIT 2 BARRES EN "T"

- 2 barres de 150 cm (recoupables)
- 1 attache murale
- 2 pinces de fixation au verre
- raccord barre à barre

Finition	Code
Blanc mat	R80KUORT150-U
Silver	R80KUORT150-B
Chrome	R80KUORT150-K
Noir mat	R80KUORT150-H
Inox	R80KUORT150-Z



BARRE DE RENFORT D'ANGLE

Finition	Dimensions	Code
Chrome	25 cm	R80LOU250-K
Chrome	35 cm	R80LOU350-K
Chrome	45 cm	R80LOU450-K
Noir mat	25 cm	R80LOU250-H
Noir mat	35 cm	R80LOU350-H
Noir mat	45 cm	R80LOU450-H
Inox	25 cm	R80LOU250-Z
Inox	35 cm	R80LOU350-Z
Inox	45 cm	R80LOU450-Z



PROFIL DE TENUE EN ALUMINIUM POUR PARI FIXE DE 6/8 MM

Finition	Dimensions	Code
Blanc	100	P51BOHU10-A
Blanc mat	100	P51BOHU10-U
Silver	100	P51BOHU10-B
Chrome	100	P51BOHU10-K
Noir mat	100	P51BOHU10-H
Inox	100	P51BOHU10-Z
Blanc	150	P51BOHU15-A
Blanc mat	150	P51BOHU15-U
Silver	150	P51BOHU15-B
Chrome	150	P51BOHU15-K
Noir mat	150	P51BOHU15-H
Inox	150	P51BOHU15-Z



EMBOUTS DE FIXATION DE LA BARRE DE RENFORT AU PLAFOND

Le kit de fixation comprend seulement les 2 embouts à utiliser avec la barre de renfort déjà en dotation avec la paroi


Finition	Code
Blanc	R801SOFEL-A
Chrome	R801SOFEL-K
Noir mat	R801SOFEL-H



KIT BARRE MODULABLE

- 1 barre orientable (recoupable)
- 1 attache murale
- 1 pince de fixation au verre

Finition	Dimensions	Code
Blanc mat	100	R80KUOR100-U
Silver	100	R80KUOR100-B
Chrome	100	R80KUOR100-K
Noir mat	100	R80KUOR100-H
Inox	100	R80KUOR100-Z
Blanc mat	150	R80KUOR150-U
Silver	150	R80KUOR150-B
Chrome	150	R80KUOR150-K
Noir mat	150	R80KUOR150-H
Inox	150	R80KUOR150-Z
Blanc mat	180	R80KUOR180-U
Silver	180	R80KUOR180-B
Chrome	180	R80KUOR180-K
Noir mat	180	R80KUOR180-H
Inox	180	R80KUOR180-Z



PIED DE FIXATION SUR RECEVEUR Ø 29 MM

pour Kuadra HL

Code
R05KUHL1-K



PROFILÉ DE FIXATION AU PLAFOND

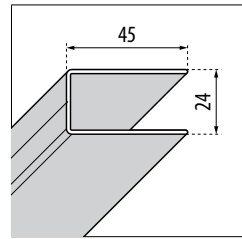
Finition	Code
Blanc	R80GKHSOF-D
Blanc mat	R80GKHSOF-U
Silver	R80GKHSOF-B
Chrome	R80GKHSOF-K
Noir mat	R80GKHSOF-H
Inox	R80GKHSOF-Z

BARRE DE RENFORT STANDARD (DE SÉRIE)



**BARRE DE RENFORT
100 cm**

COTES DES PROFILÉS MURAUX



DE SÉRIE

Finition	Code
Blanc	P01KUHST-A
Blanc mat	P01KUHST-A
Silver	P01KUHST-B
Chrome	P01KUHST-K
Noir mat	P01KUHST-H
Inox	P01KUHST-Z

DONNÉES TECHNIQUES

FINITION PROFILÉS



Blanc mat
code U



Silver
code B



Chrome
code K



Noir mat
code H




Inox
code Z

VERRE 8 mm (Norme européenne UNI EN 14428)




Transparent
code 1



Spy
code 76




Fumé
code 54




Mirror
code 75

SÉRIGRAPHIE



Ravenna
code 51




Squares
code 81




Stripes
code 82




Frame
code 86




Grid
code 83



Wires
code 84



Plaid
code 85



Bande noire
code 87



Bande Satin
code 44