LUNES 2.0 **2P**

195 cm | 4 mm | 6 cm | Reversible *Reversível* | Óptima estanqueidad *Óptima estanco*

PUERTA DE DOS HOJAS: UNA CORREDERA + UNA FIJA
Para instalar entre paredes o con fijo lateral LUNES 2.0 FZ

RESGUARDO DE DUAS FOLHIAS: UNA DE CORRER + UNA FIXA
Para instalar entre paredes ou com fixo lateral LUNES 2.0 FZ

Medidas			Código	Selección Cristales *Selecção Vidros*				Selección de perfiles *Selecção de prefis*			
Medidas extensibilidad *Medidas extensibilidade*	Fijo frontal *Fixo frontal*	Entrada		1	2	11	78	A	B	K	J
A	F1	*		Transparente	Aqua	Niva	Serigrafia Lunes 2.0	Blanco *Branco*	Silver *Abrillantado*	Cromo	Plata *Prata*
96↔102	47	39	**LUN2P96-**								
102↔108	50	42	**LUN2P102-**								
108↔114	53	45	**LUN2P108-**								
114↔120	56	48	**LUN2P114-**								
120↔126	59	51	**LUN2P120-**								
126↔132	62	54	**LUN2P126-**								
132↔138	65	57	**LUN2P132-**								
138↔144	68	60	**LUN2P138-**								
144↔150	71	63	**LUN2P144-**								
150↔156	74	66	**LUN2P150-**								
156↔162	77	69	**LUN2P156-**								
H 160↕200	ESPECIAL		**LUN2PSP**								

OPCIONAL

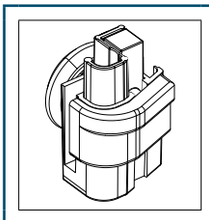

KIT DE 2 RODAMIENTOS EXTRAÍBLES LUNES 2.0 2P
KIT DE 2 ROLAMENTOS EXTRAÍVEIS LUNES 2.0 2P

Color *Cores*	Código	Precio / *Preço*
Blanco *Branco*	**K07LUN2P1-A**	
Gris *Gris*	**K07LUN2P1-G**	

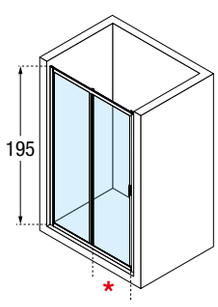

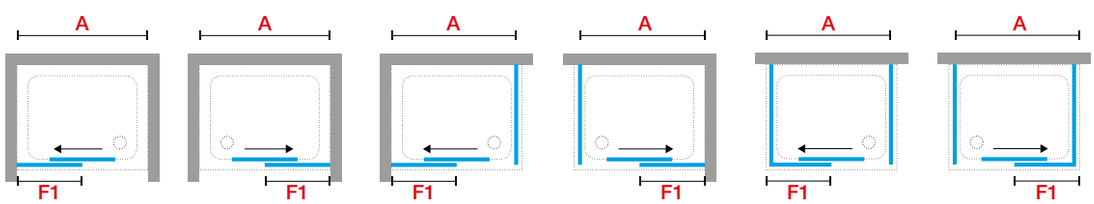

Construcción del código: *Construção do código* | **Código** + **Cristales** *Vidros* + **Perfiles** *Perfis* = Código completo del producto *Código completo do produto*

CRISTAL TEMPLADO / *VIDRO TEMPERADO*

Transparente
cod 1

Aqua
cod 2

Niva
cod 11

Ser. Lunes 2.0
cod 78

COLORES PERFILES / *CORES PERFÍS*

Blanco
Branco
cod. A

Silver
Abrillantado
cod. B

Cromo
cod K



Plata
Prata
cod J

DATOS TÉCNICOS / *DADOS TÉCNICOS*

COLORES PERFILES / *CORES PERFÍS*



Blanco
Branco
cod. D



Silver
Abrillantado
cod. B

Cromo
cod. K

ECO PVD CHROME



Plata
Prata
cod. J

CRISTAL TEMPLADO / *VIDRO TEMPERADO* 6 mm (Según norma Europea UNE EN 14428)

Transparente
cod. 1



Niva
cod. 11



Aqua
cod. 2

SERIGRAFIA

Lunes 2.0
cod. 78

TIRADOR / *PUXADOR*

Tirador cromo / Blanco
Puxador cromo / Branco

MEDIDAS QUE OCUPAN LOS PERFILES EN LA PARED / *ESPAÇO QUE OCUPAN OS PERFÍS NA PAREDE*

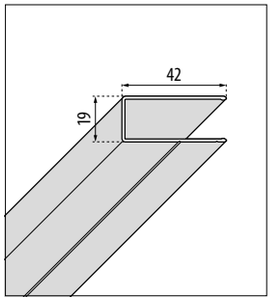

A PARED
R - 2A - 2P - 2PH
A - AH - 3PH

Color / *Cores*	Código
Blanco *Branco*	**P01BJMOST-A**
Silver *Abrillantado*	**P01BJMOST-B**
Cromo	**P01BJMOST-K**
Plata *Prata*	**P01BJMOST-J**

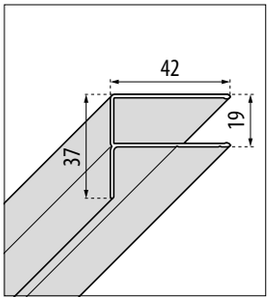

A PARED
G+FL - 3P - S - B - G

Color / *Cores*	Código
Blanco *Branco*	**P01BJGBST-A**
Silver *Abrillantado*	**P01BJGBST-B**
Cromo	**P01BJGBST-K**
Plata *Prata*	**P01BJGBST-J**

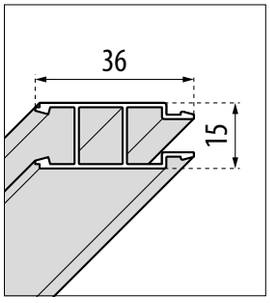

COMPENSADORES
R - 2A - G+FL + 3P + 3PH - G - B - S - 2P - 2PH - A - AH

Color / *Cores*	Código
Blanco *Branco*	**P05HAAST3-A**
Silver *Abrillantado*	**P05HAAST3-B**
Cromo	**P05HAAST3-K**
Plata *Prata*	**P05HAAST3-J**

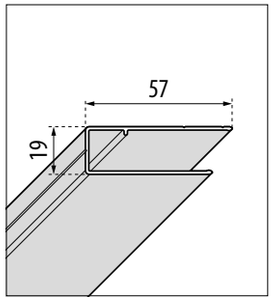

COMPENSADORES
R - 2A - 2P - 2PH
A - AH - 3PH

Color / *Cores*	Código
Blanco *Branco*	**P05BHST-A**
Silver *Abrillantado*	**P05BHST-B**
Cromo	**P05BHST-K**
Plata *Prata*	**P05BHST-J**

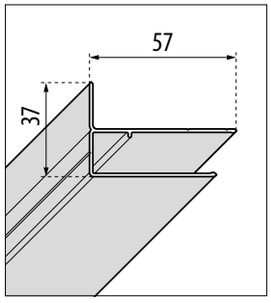

COMPENSADORES
G+FL - 3P - S - B - G

Color / *Cores*	Código
Blanco *Branco*	**P05BHCST-A**
Silver *Abrillantado*	**P05BHCST-B**
Cromo	**P05BHCST-K**
Plata *Prata*	**P05BHCST-J**

TOMA DE MEDIDAS

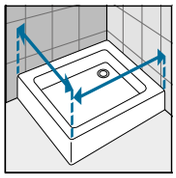

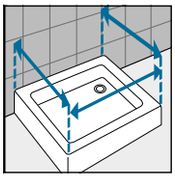

Tomar las medidas desde la pared hasta el borde externo del plato de ducha.
Medir a distância desde a parede até o rebordo externo da base de chuveiro.

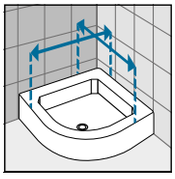

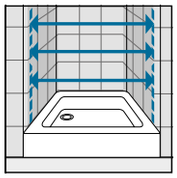

Tomar medidas de pared a pared, medir la parte baja, la central y la superior. Cursar el pedido con la medida más pequeña.
Medir a distância entre paredes, tem que tirar três medidas (inferior, superior e central) e utilizar a inferior. Encomendar pedido da medida mais pequena.