





# DIVINA OUTDOOR

## OUTDOOR WHIRLPOOL BATH

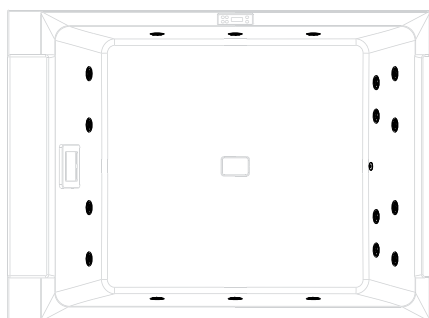
Dimensions		Capacity	Code	Scelta funzioni/Prezzo			
cm	H	lt.		Standard con luci led	Aqua clean con luci led	Cromolight + audio Bluetooth	Aqua clean + Cromolight + audio Bluetooth
<b>BASIC</b>							
				0-A0K	8-A0K	6-A0K	9-A0K
190x140	75	500	D05190140				

<b>PLUS</b>							
				0-A0K	8-A0K	6-A0K	9-A0K
190x140	75	500	D04190140				

<b>TOP</b>							
				0-A0K	8-A0K	6-A0K	9-A0K
190x140	75	500	D0P190140				

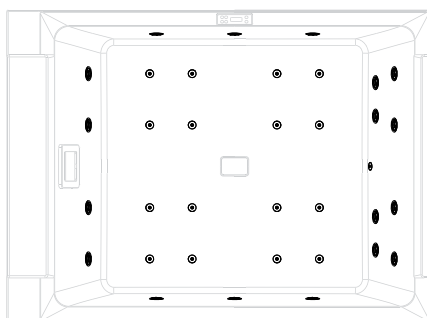
Code	Select the panels/price			
				
	Oak-Alpine	Oak-Concrete	Oxid	Quarz
<b>STANDARD THERMAL INSULATION</b>				
	P1	P2	P3	P4
PANV2F2LDIVDO-				
<b>PLUS THERMAL INSULATION (suitable in mild weather conditions)</b>				
	P1	P2	P3	P4
PANV2F2LDIVDOT-				

THE STANDARD VERSION INCLUDES 4 WHITE LED LIGHTS



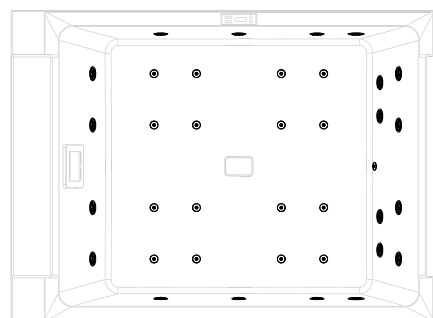
### BASIC VERSION

18 BACK / SIDE / FOOT JETS



### PLUS VERSION

18 BACK / SIDE / FOOT JETS  
16 MINI JETS ON THE BOTTOM



### TOP VERSION

18 BACK / SIDE / FOOT JETS  
16 MINI JETS ON THE BOTTOM  
2 NATURAL AIR JETS



**THERMAL COVER**

Foldable bathtub cover ideal for outdoor use. The cover guarantees excellent thermal insulation to maintain the water temperature and cut down on electricity consumption for heating.

Code	
<b>STANDARD THERMAL INSULATION</b>	
<b>DOTHCO</b>	
<b>PLUS THERMAL INSULATION (suitable in cold weather conditions)</b>	
<b>DOTHCOT</b>	



**WATER TREATMENT KIT**

Consisting of:

- **1 kg of multi-action chlorine**
- **7500 g granular PH reducer**
- **Litmus paper**

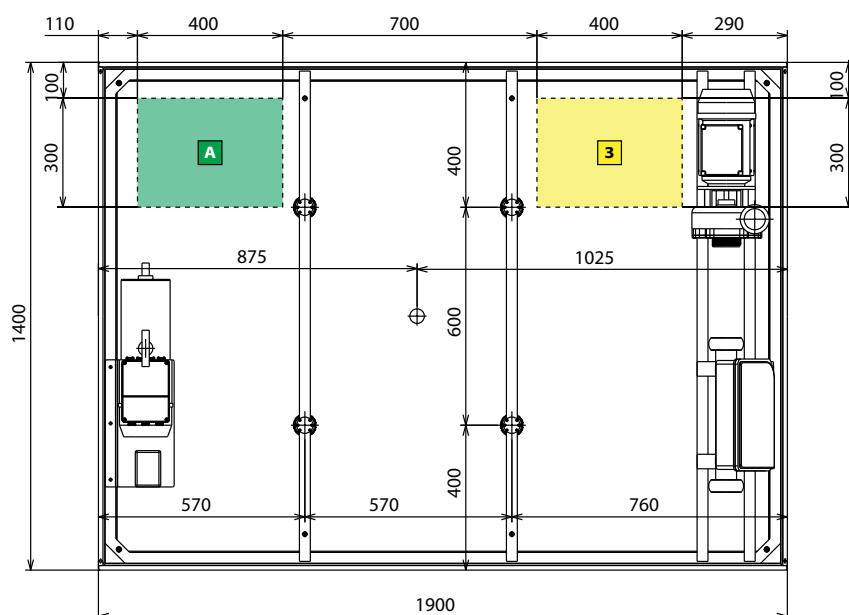
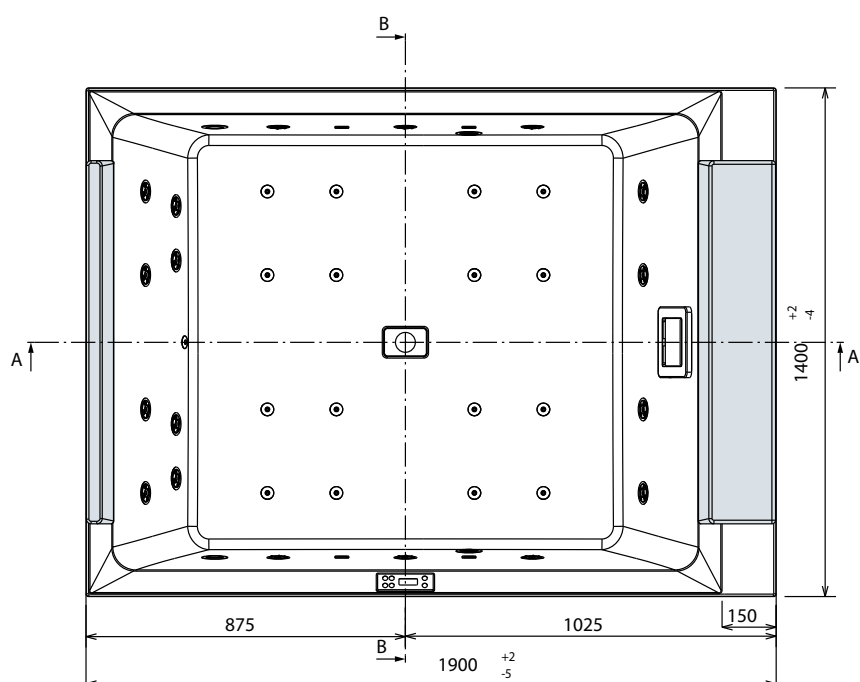
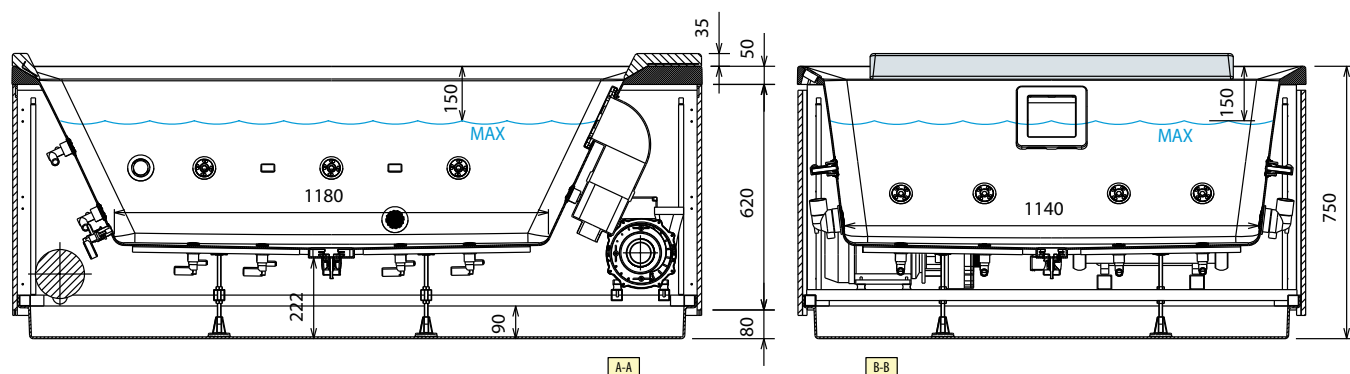
Code	
<b>DOKIWT</b>	

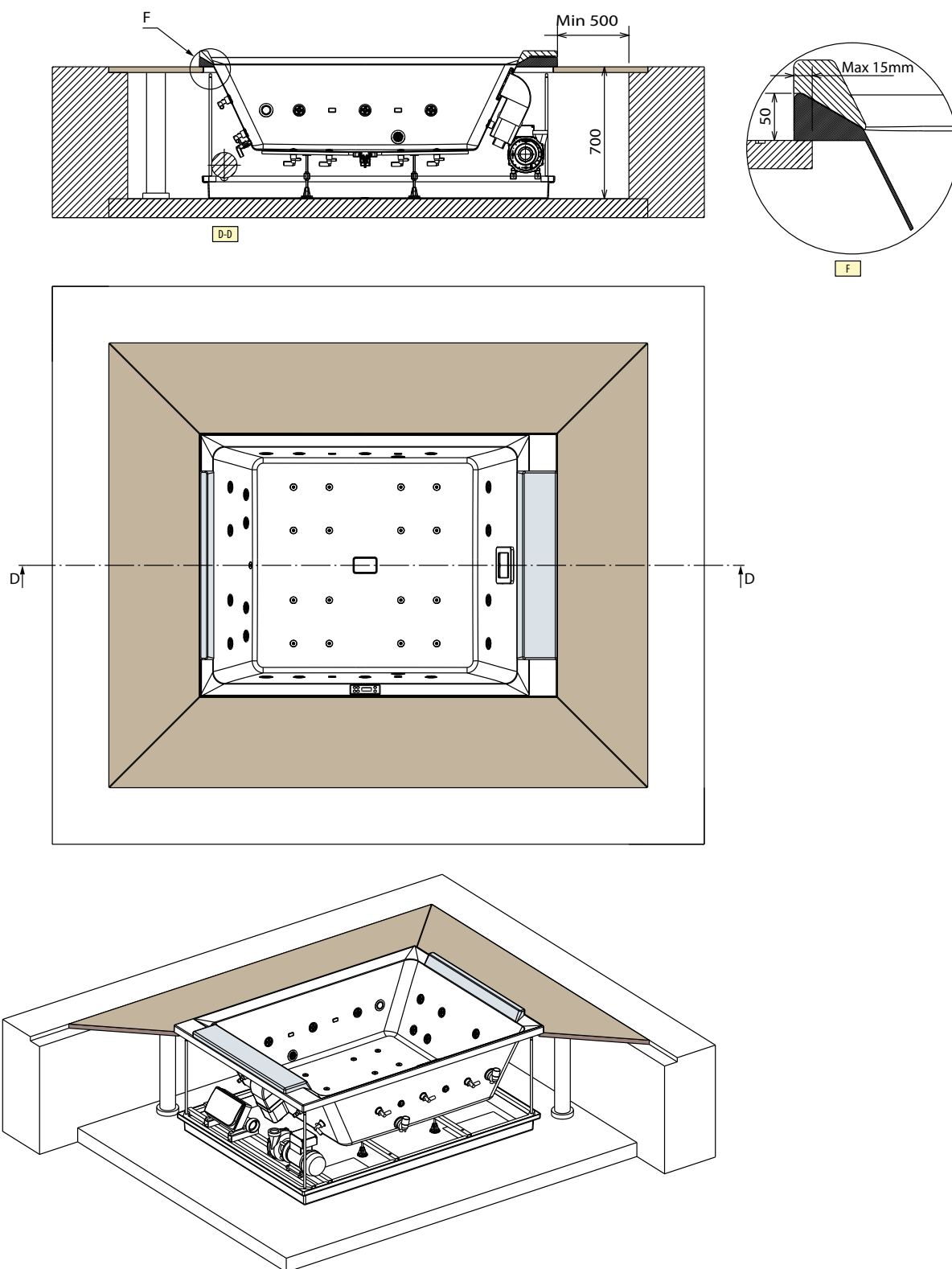


**2 SKIMMER FILTERS**

Pack of 2 cartridges for mechanical water filtering to insert in the skimmer.

Code	
<b>DOFISK2</b>	





#### HYDRAULIC SPECIFICATIONS

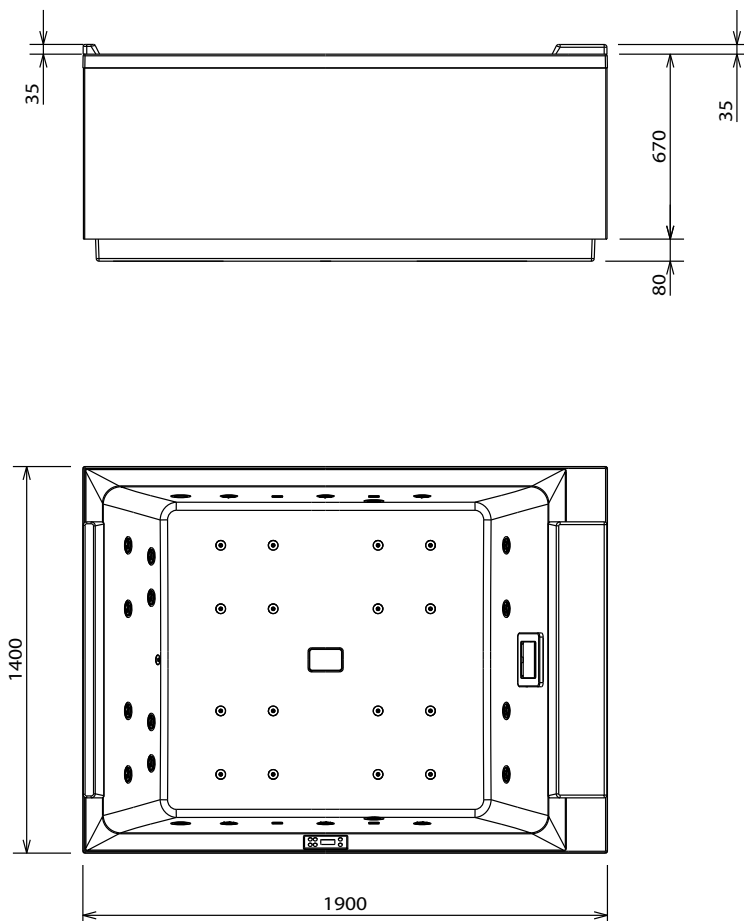
maximum capacity 500 litres  
18 side whirlpool jets  
16 mini jets on the bottom  
2 Natural Air jets

#### ELECTRICAL SPECIFICATIONS

Current 220-230 V  
Frequency 50 Hz  
Whirlpool: 1900 W  
Natural Air: 1100 W  
Max heat absorption heater +  
low-speed pump: 2400 W

#### MECHANICAL CHARACTERISTICS

Total area 2.66 m<sup>2</sup>  
Bathtub + components mass 200 kg  
Users mass (2 pers.) 80+80 kg  
Specific load on support base  
3500 N/m<sup>2</sup>



### **Maintenance**

The product is manufactured with the best solutions available and guarantees extremely high standards of quality and reliability. For correct operation, like all mini-swimming pools, ongoing and specific maintenance is required in compliance with the indications in the documentation provided and the provisions laid down by the regulations in force.

Water management is very important to ensure correct operation and water hygiene.

Novellini provides general indications, but it is the customer's responsibility in the case of private installations or the system manager's in the case of public installations.

If the water parameters are respected, e.g. constant monitoring of the concentration of chlorine and acid, the product will not be damaged by the formation of rust or failure of the electro-mechanical components (pump, heater).

This type of damage is not covered by the warranty.

Where indicated, the periodic maintenance schedule must be carried by a qualified technician.